

INDEPENDENT AUDITOR'S REPORT

To The Members of Greaves Electric Mobility Private Limited Report on the Audit of the Consolidated Financial Statements

Opinion

We have audited the accompanying consolidated financial statements of Greaves Electric Mobility Private Limited (the "Parent") and its subsidiary, (the Parent and its subsidiary together referred to as the "Group") which includes parent's share of loss in its associate, which comprise the Consolidated Balance Sheet as at 31st March, 2023, and the Consolidated Statement of Profit and Loss (including Other Comprehensive income), the Consolidated Statement of Cash Flows and the Consolidated Statement of Changes in Equity for the year then ended, and a summary of significant accounting policies and other explanatory information.

In our opinion and to the best of our information and according to the explanations given to us, and based on the consideration of reports of the other auditors on separate financial statements of the subsidiary and associate, referred to in the Other Matters section below, the aforesaid consolidated financial statements give the information required by the Companies Act, 2013 (the "Act") in the manner so required and give a true and fair view in conformity with the Indian Accounting Standards prescribed under section 133 of the Act read with the Companies (Indian Accounting Standards) Rules, 2015, as amended ('Ind AS'), and other accounting principles generally accepted in India, of the consolidated state of affairs of the Group as at 31st March, 2023, and their consolidated loss, their consolidated total comprehensive loss, their consolidated cash flows and their consolidated changes in equity for the year ended on that date.

Basis for Opinion

We conducted our audit of the consolidated financial statements in accordance with the Standards on Auditing specified under section 143 (10) of the Act (SAs). Our responsibilities under those Standards are further described in the Auditor's Responsibility for the Audit of the Consolidated Financial Statements section of our report. We are independent of the Group and its associate, in accordance with the Code of Ethics issued by the Institute of Chartered Accountants of India (ICAI) together with the ethical requirements that are relevant to our audit of the consolidated financial statements under the provisions of the Act and the Rules made thereunder, and we have fulfilled our other ethical responsibilities in accordance with these requirements and the ICAI's Code of Ethics. We believe that the audit evidence obtained by us, and the audit evidence obtained by other auditors in terms of their reports referred to in the Other Matters section below, is sufficient and appropriate to provide a basis for our audit opinion on the consolidated financial statements.

Information Other than the Financial Statements and Auditor's Report Thereon

- The Parent's Board of Directors is responsible for the other information. The other information comprises the information included in the Board's report, but does not include the consolidated financial statements, standalone financial statements and our auditor's report thereon.
- Our opinion on the consolidated financial statements does not cover the other information and we do not express any form of assurance conclusion thereon.



- In connection with our audit of the consolidated financial statements, our responsibility is to read the other information, compare with the financial statements of the subsidiary and associate, audited by the other auditors, to the extent it relates to these entities and, in doing so, place reliance on the work of the other auditors and consider whether the other information is materially inconsistent with the consolidated financial statements or our knowledge obtained during the course of our audit or otherwise appears to be materially misstated. Other information so far as it relates to the subsidiary and associate is traced from their financial statements audited by the other auditors.
- If based on the work we have performed, we conclude that there is a material misstatement of this other information, we are required to report that fact. We have nothing to report in this regard.

Responsibilities of Management and Those Charged with Governance for the Consolidated Financial Statements

The Parent's Board of Directors is responsible for the matters stated in section 134(5) of the Act with respect to the preparation of these consolidated financial statements that give a true and fair view of the consolidated financial position, consolidated financial performance including other comprehensive income, consolidated cash flows and consolidated changes in equity of the Group and its associate in accordance with the Ind AS and other accounting principles generally accepted in India. The respective Board of Directors of the companies included in the Group and its associate are responsible for maintenance of adequate accounting records in accordance with the provisions of the Act for safeguarding the assets of the Group and its associate and for preventing and detecting frauds and other irregularities; selection and application of appropriate accounting policies; making judgments and estimates that are reasonable and prudent; and design, implementation and maintenance of adequate internal financial controls, that were operating effectively for ensuring the accuracy and completeness of the accounting records, relevant to the preparation and presentation of the financial statements that give a true and fair view and are free from material misstatement, whether due to fraud or error, which have been used for the purpose of preparation of the consolidated financial statements by the Directors of the Parent, as aforesaid.

In preparing the consolidated financial statements, the respective Management of the companies included in the Group and of its associate are responsible for assessing the ability of the respective entities to continue as a going concern, disclosing, as applicable, matters related to going concern and using the going concern basis of accounting unless the respective Board of Directors either intends to liquidate their respective entities or to cease operations, or has no realistic alternative but to do so.

The respective Board of Directors of the companies included in the Group and of its associate are also responsible for overseeing the financial reporting process of the Group and of its associate.

Auditor's Responsibility for the Audit of the Consolidated Financial Statements

Our objectives are to obtain reasonable assurance about whether the consolidated financial statements as a whole are free from material misstatement, whether due to fraud or error and to issue an auditor's report that includes our opinion. Reasonable assurance is a high level of assurance but is not a guarantee that an audit conducted in accordance with SAs will always detect a material misstatement when it exists. Misstatements can arise from fraud or error and are considered material if, individually or in the aggregate, they could reasonably be expected to influence the economic decisions of users taken on the basis of these consolidated financial statements.



As part of an audit in accordance with SAs, we exercise professional judgment and maintain professional skepticism throughout the audit. We also:

- Identify and assess the risks of material misstatement of the consolidated financial statements, whether due to fraud or error, design and perform audit procedures responsive to those risks, and obtain audit evidence that is sufficient and appropriate to provide a basis for our opinion. The risk of not detecting a material misstatement resulting from fraud is higher than for one resulting from error, as fraud may involve collusion, forgery, intentional omissions, misrepresentations, or the override of internal control.
- Obtain an understanding of internal financial control relevant to the audit in order to design audit procedures that are appropriate in the circumstances. Under section 143(3)(i) of the Act, we are also responsible for expressing our opinion on whether the Parent has adequate internal financial controls with reference to consolidated financial statements in place and the operating effectiveness of such controls.
- Evaluate the appropriateness of accounting policies used and the reasonableness of accounting estimates and related disclosures made by the management.
- Conclude on the appropriateness of management's use of the going concern basis of accounting and, based on the audit evidence obtained, whether a material uncertainty exists related to events or conditions that may cast significant doubt on the ability of the Group and its associate to continue as a going concern. If we conclude that a material uncertainty exists, we are required to draw attention in our auditor's report to the related disclosures in the consolidated financial statements or, if such disclosures are inadequate, to modify our opinion. Our conclusions are based on the audit evidence obtained up to the date of our auditor's report. However, future events or conditions may cause the Group and its associate to cease to continue as a going concern.
- Evaluate the overall presentation, structure and content of the consolidated financial statements, including the disclosures, and whether the consolidated financial statements represent the underlying transactions and events in a manner that achieves fair presentation.
- Obtain sufficient appropriate audit evidence regarding the financial information of the entities or business activities within the Group and its associate to express an opinion on the consolidated financial statements. We are responsible for the direction, supervision and performance of the audit of the financial statements of such entities or business activities included in the consolidated financial statements of which we are the independent auditors. For the other entities included in the consolidated financial statements, which have been audited by other auditors, such other auditors remain responsible for the direction, supervision and performance of the audits carried out by them. We remain solely responsible for our audit opinion.

Materiality is the magnitude of misstatements in the consolidated financial statements that, individually or in aggregate, makes it probable that the economic decisions of a reasonably knowledgeable user of the consolidated financial statements may be influenced. We consider quantitative materiality and qualitative factors in (i) planning the scope of our audit work and in evaluating the results of our work; and (ii) to evaluate the effect of any identified misstatements in the consolidated financial statements.

We communicate with those charged with governance of the Parent of which we are the independent auditors regarding, among other matters, the planned scope and timing of the audit and significant audit findings, including any significant deficiencies in internal control that we identify during our audit.



We also provide those charged with governance with a statement that we have complied with relevant ethical requirements regarding independence, and to communicate with them all relationships and other matters that may reasonably be thought to bear on our independence, and where applicable, related safeguards.

Other Matters

We did not audit the financial statements of one subsidiary, whose financial statements reflect total assets of Rs. 2,403 lakh as at 31st March, 2023, total revenues of Rs. 7,069 lakh and net cash outflows amounting to Rs. 144 lakh for the year ended on that date, as considered in the consolidated financial statements. The consolidated financial statements also include the Group's share of loss after tax of Rs. 684 Lakh for the year ended 31st March, 2023, in respect of one associate, whose financial statements have not been audited by us. These financial statements have been audited by other auditors whose reports have been furnished to us by the Management and our opinion on the consolidated financial statements, in so far as it relates to the amounts and disclosures included in respect of the subsidiary and associate, and our report in terms of subsection (3) of Section 143 of the Act, in so far as it relates to the aforesaid subsidiary and associate, is based solely on the reports of the other auditors.

Our opinion on the consolidated financial statements above and our report on Other Legal and Regulatory Requirements below, is not modified in respect of the above matters with respect to our reliance on the work done and the reports of the other auditors and the financial statements certified by the Management.

Report on Other Legal and Regulatory Requirements

1. As required by Section 143(3) of the Act, based on our audit and on the consideration of the reports of the other auditors on the separate financial statements of the subsidiary and associate referred to in the Other Matters section above we report, to the extent applicable that:
 - a) We have sought and obtained all the information and explanations which to the best of our knowledge and belief were necessary for the purposes of our audit of the aforesaid consolidated financial statements.
 - b) In our opinion, proper books of account as required by law relating to preparation of the aforesaid consolidated financial statements have been kept so far as it appears from our examination of those books, returns and the reports of the other auditor.
 - c) The Consolidated Balance Sheet, the Consolidated Statement of Profit and Loss including Other Comprehensive Income, the Consolidated Statement of Cash Flows and the Consolidated Statement of Changes in Equity dealt with by this Report are in agreement with the relevant books of account maintained for the purpose of preparation of the consolidated financial statements.
 - d) In our opinion, the aforesaid consolidated financial statements comply with the Ind AS specified under Section 133 of the Act.
 - e) On the basis of the written representations received from the directors of the Parent as on 31st March, 2023 taken on record by the Board of Directors of the Company and the reports of the statutory auditors of its subsidiary and associate companies incorporated in India, none of the directors of the Group companies and its associate company incorporated in India is disqualified as on 31st March, 2023 from being appointed as a director in terms of Section 164 (2) of the Act.
 - f) With respect to the adequacy of the internal financial controls with reference to consolidated financial statements and the operating effectiveness of such controls, refer to our separate Report in "Annexure A" which is based on the auditors' reports of the Parent, subsidiary company and associate company incorporated in India. Our report expresses an unmodified opinion on the adequacy and operating effectiveness of internal financial controls over financial reporting of those companies.

- g) With respect to the other matters to be included in the Auditor's Report in accordance with the requirements of section 197(16) of the Act, as amended,

In our opinion and to the best of our information and according to the explanations given to us and based on the auditor's reports of subsidiary company and associate company incorporated in India, the remuneration paid by the Parent, such subsidiary and associate company to their respective directors during the year is in accordance with the provisions of section 197 of the Act.

- h) With respect to the other matters to be included in the Auditor's Report in accordance with Rule 11 of the Companies (Audit and Auditors) Rules, 2014, as amended in our opinion and to the best of our information and according to the explanations given to us:

- i) The consolidated financial statements disclose the impact of pending litigations on the consolidated financial position of the Group and its associate. Refer Note 30 to the consolidated financial statements.
- ii) The Group and its associate did not have any material foreseeable losses on long-term contracts including derivative contracts.
- iii) There were no amounts which were required to be transferred to the Investor Education and Protection Fund by the Parent, its subsidiary company and associate company, incorporated in India.
- iv) a) The respective Managements of the Parent and its subsidiary, associate which are companies incorporated in India, whose financial statements have been audited under the Act, have represented to us and to the other auditors of such subsidiary and associate company respectively that, to the best of their knowledge and belief, as disclosed in the note 5C to the consolidated financial statements, no funds have been advanced or loaned or invested (either from borrowed funds or share premium or any other sources or kind of funds) by the Parent or any of such subsidiary and associate to or in any other person(s) or entity(ies), including foreign entities ("Intermediaries"), with the understanding, whether recorded in writing or otherwise, that the Intermediary shall, directly or indirectly lend or invest in other persons or entities identified in any manner whatsoever by or on behalf of the Parent or any of such subsidiary and associate company ("Ultimate Beneficiaries") or provide any guarantee, security or the like on behalf of the Ultimate Beneficiaries.
- b) The respective Managements of the Parent and its subsidiary, associate company which are companies incorporated in India, whose financial statements have been audited under the Act, have represented to us and to the other auditors of such subsidiary, associate company respectively that, to the best of their knowledge and belief, as disclosed in the note 5C to the consolidated financial statements, no funds have been received by the Parent or any of such subsidiary and associate from any person(s) or entity(ies), including foreign entities ("Funding Parties"), with the understanding, whether recorded in writing or otherwise, that the Parent or any of such subsidiary and associate shall, directly or indirectly, lend or invest in other persons or entities identified in any manner whatsoever by or on behalf of the Funding Party ("Ultimate Beneficiaries") or provide any guarantee, security or the like on behalf of the Ultimate Beneficiaries.
- c) Based on the audit procedures that has been considered reasonable and appropriate in the circumstances performed by us and those performed by the auditors of the subsidiary and associate company which are companies incorporated in India whose financial statements have been audited under the Act, nothing has come to our or other auditor's notice that has caused us or the other auditors to believe that the representations under sub-clause (i) and (ii) of Rule 11(e), as provided under (a) and (b) above, contain any material misstatement.

- v) The Parent, its subsidiary and associate which are companies incorporated in India, whose financial statements have been audited under the Act, have not declared or paid any dividend during the year and have not proposed final dividend for the year.
- vi) Provision to rule 3(1) of the Companies (Accounts) Rules, 2014 for maintaining books of account using accounting software which has a feature of recording audit trail (edit log) facility is applicable w.e.f. 1st April, 2023 to the Parent, its subsidiary and associate which are companies incorporated in India, and accordingly, reporting under Rule 11(g) of Companies (Audit and Auditors) Rules, 2014 is not applicable for the financial year ended 31st March, 2023.
- 2) With respect to the matters specified in clause (xxi) of paragraph 3 and paragraph 4 of the Companies (Auditor's Report) Order, 2020 ("CARO"/ the "Order") issued by the Central Government in terms of Section 143(11) of the Act, according to the information and explanations given to us, and based on the CARO reports issued by us and the auditors of respective companies included in the consolidated financial statements to which reporting under CARO is applicable, as provided to us by the Management of the Parent, we report that there are no qualifications or adverse remarks by the respective auditors in the CARO reports of the said respective companies included in the consolidated financial statements except for the following:

Name of the Company	CIN	Nature of relationship	Clause Number of CARO report with qualification or adverse remark
Greaves Electric Mobility Private Limited	U51900TN2008PTC151470	Parent	(iii)(c) & (iii)(f)

For **Deloitte Haskins & Sells LLP**
Chartered Accountants
(Firm's Registration No. 117366W/W-100018)



Krishna Prakash E
Partner
Membership No. 216015
UDIN: 23216015BGXSAV6139

Place: Coimbatore
Date: 9th May, 2023

ANNEXURE "A" TO THE INDEPENDENT AUDITOR'S REPORT

(Referred to in paragraph 1(f) under 'Report on Other Legal and Regulatory Requirements' section of our report of even date)

Report on the Internal Financial Controls with reference to consolidated financial statements under Clause (i) of Sub-section 3 of Section 143 of the Companies Act, 2013 (the "Act")

In conjunction with our audit of the consolidated Ind AS financial statements of the Company as of and for the year ended 31st March, 2023, we have audited the internal financial controls with reference to consolidated financial statements of Greaves Electric Mobility Private Limited (hereinafter referred to as "Parent"), its subsidiary company (the "Group") and its associate company, which includes internal financial controls with reference to its subsidiary and associate company which are companies incorporated in India which are companies incorporated in India as of that date.

Management's Responsibility for Internal Financial Controls

The respective Board of Directors of the Parent, its subsidiary company and associate company, which are companies incorporated in India, are responsible for establishing and maintaining internal financial controls with reference to consolidated financial statements based on the internal control with reference to consolidated financial statements criteria established by the respective Companies considering the essential components of internal control stated in the Guidance Note on Audit of Internal Financial Controls Over Financial Reporting issued by the Institute of Chartered Accountants of India (ICAI). These responsibilities include the design, implementation and maintenance of adequate internal financial controls that were operating effectively for ensuring the orderly and efficient conduct of its business, including adherence to the respective company's policies, the safeguarding of its assets, the prevention and detection of frauds and errors, the accuracy and completeness of the accounting records, and the timely preparation of reliable financial information, as required under the Act.

Auditor's Responsibility

Our responsibility is to express an opinion on the internal financial controls with reference to consolidated financial statements of the Parent, its subsidiary company and associate company, which are companies incorporated in India, based on our audit. We conducted our audit in accordance with the Guidance Note on Audit of Internal Financial Controls Over Financial Reporting (the "Guidance Note") issued by the Institute of Chartered Accountants of India and the Standards on Auditing, prescribed under Section 143(10) of the Act, to the extent applicable to an audit of internal financial controls with reference to consolidated financial statements. Those Standards and the Guidance Note require that we comply with ethical requirements and plan and perform the audit to obtain reasonable assurance about whether adequate internal financial controls with reference to consolidated financial statements was established and maintained and if such controls operated effectively in all material respects.

Our audit involves performing procedures to obtain audit evidence about the adequacy of the internal financial controls system with reference to consolidated financial statements and their operating effectiveness. Our audit of internal financial controls with reference to consolidated financial statements included obtaining an understanding of internal financial controls with reference to consolidated financial statements, assessing the risk that a material weakness exists, and testing and evaluating the design and operating effectiveness of internal control based on the assessed risk. The procedures selected depend on the auditor's judgement, including the assessment of the risks of material misstatement of the financial statements, whether due to fraud or error.



We believe that the audit evidence we have obtained and the audit evidence obtained by the other auditor of the subsidiary company and associate company, which are companies incorporated in India, in terms of their reports referred to in the Other Matters paragraph below, is sufficient and appropriate to provide a basis for our audit opinion on the internal financial controls system with reference to consolidated financial statements of the Parent, its subsidiary company and associate company, which are companies incorporated in India.

Meaning of Internal Financial Controls with reference to consolidated financial statements

A company's internal financial control over financial reporting is a process designed to provide reasonable assurance regarding the reliability of financial reporting and the preparation of financial statements for external purposes in accordance with generally accepted accounting principles. A company's internal financial control with reference to consolidated financial statements includes those policies and procedures that (1) pertain to the maintenance of records that, in reasonable detail, accurately and fairly reflect the transactions and dispositions of the assets of the company; (2) provide reasonable assurance that transactions are recorded as necessary to permit preparation of financial statements in accordance with generally accepted accounting principles, and that receipts and expenditures of the company are being made only in accordance with authorisations of management and directors of the company; and (3) provide reasonable assurance regarding prevention or timely detection of unauthorised acquisition, use, or disposition of the company's assets that could have a material effect on the financial statements.

Inherent Limitations of Internal Financial Controls with reference to consolidated financial statements

Because of the inherent limitations of internal financial controls with reference to consolidated financial statements, including the possibility of collusion or improper management override of controls, material misstatements due to error or fraud may occur and not be detected. Also, projections of any evaluation of the internal financial controls with reference to consolidated financial statements to future periods are subject to the risk that the internal financial control with reference to consolidated financial statements may become inadequate because of changes in conditions, or that the degree of compliance with the policies or procedures may deteriorate.

Opinion

In our opinion to the best of our information and according to the explanations given to us and based on the consideration of the reports of the other auditors referred to in the Other Matters paragraph below, the Parent, its subsidiary company and associate company which are companies incorporated in India, have, in all material respects, an adequate internal financial controls with reference to consolidated financial statements and such internal financial controls with reference to consolidated financial statements were operating effectively as at 31st March, 2023, based on the criteria for internal financial control with reference to consolidated financial statements established by the respective companies considering the essential components of internal control stated in the Guidance Note on Audit of Internal Financial Controls Over Financial Reporting issued by the Institute of Chartered Accountants of India.



Other Matters

Our aforesaid report under Section 143(3)(i) of the Act on the adequacy and operating effectiveness of the internal financial controls over with reference to consolidated financial statements insofar as it relates to one subsidiary company and one associate company, which are companies incorporated in India, is based solely on the corresponding reports of the auditors of such companies incorporated in India.

Our opinion is not modified in respect of the above matter.

For **Deloitte Haskins & Sells LLP**
Chartered Accountants
(Firm's Registration No. 117366W/W-100018)




Krishna Prakash E
Partner
Membership No. 216015
UDIN: 23216015BGXSAV6139

Place: Coimbatore
Date: 9th May, 2023

Particulars		Note No.	As at 31st March 2023	As at 31st March 2022
ASSETS				
I	Non-current assets			
	(a) Property, plant and equipment	3A	6,660	4,161
	(b) Capital work-in-progress	3B	597	326
	(c) Goodwill		1,715	1,715
	(d) Other intangible assets	4A	3,464	1,525
	(e) Right of use asset	5	1,926	1,486
	(f) Intangible assets under development	4B	259	-
	(g) Financial assets			
	(i) Investment	5A	947	1,631
	(ii) Loans	5C	1,030	-
	(iii) Other financial assets	5D	166	113
	(h) Other non-current assets	6A	2,855	1,603
	Total non-current assets (I)		19,619	12,561
II	Current assets			
	(a) Inventories	7	6,098	5,365
	(b) Financial assets			
	(i) Investments	5B	8,410	-
	(ii) Trade receivables	8	287	778
	(iii) Cash and cash equivalents	9	5,111	2,155
	(iv) Bank balances other than (ii) above	10	45,000	8
	(v) Other financial assets	5E	44,010	10,938
	(c) Other current assets	6B	8,486	7,835
	Total current assets (II)		1,17,402	27,079
	Total assets (I+II)		1,37,021	39,639
EQUITY AND LIABILITIES				
I	EQUITY			
	(a) Equity share capital	11	1,865	1,172
	(b) Other equity	12	1,06,613	(5,474)
	Total equity (I)		1,08,477	(4,302)
II	LIABILITIES			
1	Non-current liabilities			
	(a) Financial liabilities			
	(i) Borrowings	13A	-	16,902
	(ii) Lease liabilities	14A	537	699
	(iii) Other financial liabilities	14A	18	1,448
	(b) Provisions	15A	166	182
	(c) Deferred tax liabilities (Net)	18	214	211
	Total non-current liabilities		935	19,442
2	Current liabilities			
	(a) Financial liabilities			
	(i) Borrowings	13B	338	6,354
	(ii) Lease liabilities	14B	258	343
	(iii) Trade payables			
	- Total outstanding dues of micro and small enterprises	17	1,393	1,516
	- Total outstanding dues of creditors other than micro and small enterprises	17	18,176	10,933
	(iv) Other financial liabilities	14B	-	478
	(b) Provisions	15B	3,798	1,709
	(c) Other current liabilities	16	3,645	3,166
	Total current liabilities		27,609	24,499
	Total liabilities (II)		28,544	43,941
	Total equity and liabilities (I+II)		1,37,021	39,639
See accompanying notes to the consolidated financial statements		1-39		

As per our report attached
For Deloitte Haskins & Sells LLP
Chartered Accountants


Krishna Prakash E

Partner
M No : 216015
Coimbatore


For and on behalf of the Board of Directors



Karan Thapar

Director
DIN : 00004264
New Delhi


Sanjay Behl

Director and CEO
DIN : 07003899
Bengaluru


Chandrasekar Thyagarajan
Chief Financial Officer
Bengaluru


Shivani Pardeep Chopra
Company Secretary
Bengaluru


Date: 9th May 2023

GREAVES ELECTRIC MOBILITY PRIVATE LIMITED
Consolidated statement of profit and loss for the year ended 31st March 2023

(Rs. in Lakhs)

Particulars		Note	For the year ended 31st March 2023	For the year ended 31st March 2022
I	Revenue from operations	19	1,12,432	52,061
II	Other income	20	3,487	76
III	Total Income (I + II)		1,15,919	52,137
IV	Expenses			
	Cost of materials consumed	21	89,118	41,826
	Changes in inventories of finished goods and work-in-progress	22	(2,068)	(199)
	Employee benefits expense	23	6,793	2,726
	Finance costs	24	963	1,203
	Depreciation and amortisation expense	25	1,507	1,027
	Other expenses	26	20,898	9,456
	Total expenses (IV)		1,17,211	56,039
V	Loss before share of loss of equity accounted investee and tax (III-IV)		(1,292)	(3,903)
VI	Share of loss of equity accounted investee		(684)	(250)
VII	Loss before tax (V+VI)		(1,976)	(4,152)
VIII	Tax expense			
	Current tax	18	14	-
	Deferred tax	18	3	384
IX	Loss after tax (VII-VIII)		(1,993)	(4,536)
X	Other comprehensive income			
	Items that will not be reclassified to profit or loss			
	Remeasurement of employee defined benefit plans		85	6
	Share of other comprehensive income of associate to the extent not to be reclassified to profit and loss		2	-
	Income tax on above		-	-
	Total other comprehensive income (X)		87	6
XI	Total comprehensive income/(loss) for the year (IX + X)		(1,906)	(4,530)
	Earnings per equity share of face value of Rs 10/- each			
	Basic	29	(10.69)	(38.70)
	Diluted	29	(10.69)	(38.70)
	See accompanying notes to the consolidated financial statements	1-39		

As per our report attached
For Deloitte Haskins & Sells LLP
Chartered Accountants



Krishna Prakash E.
Partner
M No : 216015
Coimbatore

For and on behalf of the Board of Directors



Karan Thapar
Director
DIN : 00004264
New Delhi



Satjay Kumar Behl
Director and CEO
DIN : 07003899
Bengaluru



Chandrasekar Thyagarajan
Chief Financial Officer
Bengaluru



Shivani Pardeep Chopra
Company Secretary
Bengaluru

Date: 9th May 2023

GREAVES ELECTRIC MOBILITY PRIVATE LIMITED
Consolidated statement of cash flows for the year ended 31st March 2023

Particulars	For the year ended 31st March 2023	For the year ended 31st March 2022
A. Cash flows from operating activities		
Loss after tax	(1,993)	(4,536)
Adjustments for:		
Income tax expense	17	384
Finance costs	963	1,203
Interest income	(3,054)	(4)
Allowance for doubtful assets	88	65
Fair value change in lease liability	156	-
Provision for subsidy	759	-
Fair value changes of financial liability recognised at FVTPL	-	756
Loss of associate	684	250
Amortisation of Global Innovation and Technology Alliance (GITA)	(6)	(10)
Employee stock options expense	577	33
Depreciation and amortisation expenses	1,507	1,027
Operating loss before working capital changes	(303)	(832)
<i>Adjustment for movements in working capital:</i>		
(Increase)/decrease in trade receivables	490	66
(Increase)/decrease in inventories	(732)	(3,375)
(Increase)/decrease in non-current/current - financial assets	(32,823)	(15,102)
(Increase)/decrease in non-current/current - non-financial assets	(2,637)	-
Increase/(decrease) in trade payables	7,120	8,160
Increase/(decrease) in provisions	2,073	1,061
Increase/(decrease) in non-current/current - financial liabilities	(1,908)	4,035
Increase/(decrease) in non-current/current - non-financial liabilities	482	-
Cash generated from operations	(28,238)	(5,987)
Net income tax paid	-	-
Net cash flow used in operating activities (A)	(28,238)	(5,987)
B. Cash flow from investing activities		
Capital expenditure on property, plant and equipment (including capital advances)	(3,345)	(6,181)
Expenditure on intangible assets and intangibles under development	(2,949)	-
(Purchase) / (reinvestment) of financial assets	-	(1,881)
Inter corporate loans (placed)/repaid	(1,030)	-
Investment in mutual funds	(8,410)	-
Interest received	2,751	4
Balances considered in other bank balances	(44,992)	(8)
Net cash used in investing activities (B)	(57,975)	(8,066)
C. Cash flow from financing activities		
Proceeds from issue of equity shares (including share premium)	1,14,112	-
Long term borrowings received during the period	-	20,948
Long term borrowings repaid during the period	(16,902)	(3,826)
Short term borrowings (repaid)/borrowed during the period (net)	(6,015)	414
Payment of lease liabilities	(1,117)	(519)
Finance costs	(909)	(1,165)
Net cash flow from financing activities (C)	89,170	15,852
Net increase in cash and cash equivalents (A+B+C)	2,956	1,799
Cash and cash equivalents at the beginning of the period	2,155	356
Cash and cash equivalents at the end of the period	5,111	2,155
See accompanying notes to the consolidated financial statements	1-39	

As per our report attached
For Deloitte Haskins & Sells LLP
Chartered Accountants



Krishna Prakash E
Partner
M No : 216015
Coimbatore

For and on behalf of the Board of Directors



Karan Thapar
Director
DIN : 00004264
New Delhi



Sanjay Kumar Behl
Director and CEO
DIN : 07003899
Bengaluru



Chandrasekar Thyagarajan
Chief Financial Officer
Bengaluru



Shivani Pardeep Chopra
Company Secretary
Bengaluru

Date: 9th May 2023

GREAVES ELECTRIC MOBILITY PRIVATE LIMITED
Consolidated Statement of changes in equity for the year ended 31st March 2023

a. Equity share capital	(Rs. in Lakhs)	
	Number of Shares	Equity share capital
Balance at 1st April 2021	1,17,19,163	1,172
Changes in equity share capital during the year	-	-
Balance at 31st March 2022	1,17,19,163	1,172
Changes in equity share capital during the year	69,26,584	693
Balance at 31st March 2023	1,86,45,747	1,865

b. Other equity	Reserves and surplus			Items of other comprehensive income	TOTAL
	Particulars	Securities premium	Retained earnings	Share based payment reserves	
Balance as at 1st April 2021	6,635	(7,602)	13	(20)	(974)
Loss for the year	-	(4,536)	-	-	(4,536)
Other comprehensive income/(loss) (net of tax)	-	-	-	3	3
Share based payments	-	-	33	-	33
Balance as at 31st March 2022	6,635	(12,138)	46	(17)	(5,474)
Loss for the year	-	(1,993)	-	-	(1,993)
On account of business combination	-	-	-	-	-
Securities premium on issue of equity shares	1,17,949	-	-	-	1,17,949
Share issue expenses	(4,531)	-	-	-	(4,531)
Other comprehensive income/(loss) (net of tax)	-	-	-	85	85
Share based payments	-	-	577	-	577
Balance as at 31st March 2023	1,20,053	(14,131)	623	68	1,06,613

See accompanying notes to the consolidated financial statements

As per our report attached
For Deloitte Haskins & Sells LLP
Chartered Accountants



Krishna Prakash E
Partner
M No : 216015
Coimbatore

For and on behalf of the Board of Directors



Karan Thapar
Director
DIN : 00004264
New Delhi



Sanjay Kumar Behl
Director and CEO
DIN : 07003899
Bengaluru



Chandrasekar Thyagarajan
Chief Financial Officer
Bengaluru



Shivani Pardeep Chopra
Company Secretary
Bengaluru

Date: 9th May 2023

GREAVES ELECTRIC MOBILITY PRIVATE LIMITED
Notes to the consolidated financial statements for the year ended 31st March 2023

1. General Information:

Greaves Electric Mobility Private Limited ("the Company"), its subsidiary and associate ("the Group") is involved in designing, developing, manufacturing & marketing electric and diesel vehicles. The company is private limited company incorporated and domiciled in India. The company has one direct subsidiary and associate.

The company is subsidiary of Greaves Cotton Limited.

2. Summary of Significant Accounting Policies

2.1 Statement of compliance:

These consolidated financial statements have been prepared in accordance with Indian Accounting Standards (Ind AS) notified under the Companies (Indian Accounting Standards) Rules, 2015 read with Section 133 of the Companies Act, 2013.

2.2. Basis of preparation and presentation:

The consolidated financial statements have been prepared on the historical cost basis except for certain financial instruments that are measured at fair values at the end of each reporting period, as explained in the accounting policies below.

Historical cost is generally based on the fair value of the consideration given in exchange for goods and services.

Fair value is the price that would be received to sell an asset or paid to transfer a liability in an orderly transaction between market participants at the measurement date, regardless of whether that price is directly observable or estimated using another valuation technique. In estimating the fair value of an asset or a liability, the Group takes into account the characteristics of the asset or liability if market participants would take those characteristics into account when pricing the asset or liability at the measurement date.

In addition, for financial reporting purposes, fair value measurements are categorized into Level 1, 2, or 3 based on the degree to which the inputs to the fair value measurements are observable and the significance of the inputs to the fair value measurement in its entirety, which are described as follows:

- Level 1 inputs are quoted prices (unadjusted) in active markets for identical assets or liabilities that the entity can access at the measurement date.
- Level 2 inputs are inputs, other than quoted prices included within Level 1, that are observable for the asset or liability, either directly or indirectly; and
- Level 3 inputs are unobservable inputs for the asset or liability.

Basis of consolidation

The consolidated financial statements incorporate the financial statements of the Company and its subsidiary. Control is achieved when the Company:

- Has power over the investee.
- Is exposed, or has rights, to variable returns from its involvement with the investee; and
- Has the ability to use its power to affect its returns.

Consolidation of a subsidiary begins when the Company obtains control over the subsidiary and ceases when the Company loses control of the subsidiary. Specifically, incomes and expenses of a subsidiary acquired or disposed off during the year are included in the consolidated statement of profit and loss from the date the Company gains control until the date when the Company ceases to control the subsidiary.

When necessary, adjustments are made to the financial statements of subsidiaries to bring accounting policies in line with the Group's accounting policies. All intragroup assets and liabilities, equity, income, expenses and cash flows relating to transactions between members of the Group are eliminated in full on consolidation.

2.3. Revenue recognition:

Revenue is recognised when control of the goods, services are transferred to the customer at an amount that reflects the consideration to which the Company expects to be entitled in exchange for those goods or services, regardless of when the payment is being made. Revenue is measured at the amount of transaction price (net of variable consideration), taking into account contractually defined terms of payment. The Group is the principal in

GREAVES ELECTRIC MOBILITY PRIVATE LIMITED
Notes to the consolidated financial statements for the year ended 31st March 2023

all of its revenue arrangements since it is the primary obligor in all the revenue arrangements as it has pricing latitude and is also exposed to inventory and credit risks. However, Goods and Services tax (GST) are not received by the Company on its own account. Rather, it is tax collected on value added to the commodity by the seller on behalf of the government. Accordingly, it is excluded from revenue.

Revenue from sale of goods is recognised when control of the goods is transferred to the Customers. Revenue in respect of service is recognised in the accounting year in which the services are performed in accordance with the terms of contract with customers. Revenue towards satisfaction of a performance obligation is measured at the amount of transaction price (net of variable consideration) allocated to that performance obligation. The transaction price of goods sold, and services rendered is net of variable consideration on account of various discounts and schemes offered by the Company as part of the contract.

Interest income:

Interest income from a financial asset is recognised when it is probable that the economic benefit will flow to the group and the amount of income can be measured reliably. Interest income is accrued on time basis, by reference to the principal outstanding and at the effective interest rate applicable.

2.4. Foreign currencies:

(i) Functional and presentation currency

Items included in the financial statements of the Company are measured using the currency of the primary economic environment in which these entities operate (i.e., the "functional currency"). The financial statements are presented in INR, the national currency of India, which is the functional currency of the Company.

(ii) Transaction and balances

Transactions in foreign currency are translated into the respective functional currencies using the exchange rates prevailing at the dates of the respective transactions. Foreign exchange gains and losses resulting from the settlement of such transactions and from the translation at the exchange rates prevailing at reporting date of monetary assets and liabilities denominated in foreign currencies are recognized in the statement of profit and loss and reported within foreign exchange gains/ (losses). Also refer note 2.2.

Non-monetary assets and liabilities denominated in a foreign currency and measured at historical cost are translated at the exchange rate prevalent at the date of transaction. Foreign currency gains and losses are reported on a net basis. This includes changes in the fair value of foreign exchange derivative instruments, which are accounted at fair value through profit or loss.

2.5. Borrowing cost:

Borrowing costs that are attributable to the acquisition, construction or production of qualifying assets are capitalised as part of the cost of such assets till such time the asset is ready for its intended use or sale. A qualifying asset is an asset that necessarily requires a substantial period of time to get ready for its intended use or sale. All other borrowing costs are recognised as an expense in the year in which they are incurred.

2.6. Government Grants and subsidies:

Government grants and subsidies are recognised where there is reasonable assurance that the grant or subsidy will be received, and all attached conditions will be complied with. When the grant or subsidy relates to an expense item, it is recognised as income on a systematic basis over the periods that the related costs, for which it is intended to compensate, are expensed. When the grant or subsidy relates to an asset, it is recognised as income in equal amounts over the expected useful life of the related asset.

2.7. Employee benefits:

Defined Contribution Plans:

The eligible employees of the Group are entitled to receive benefits under provident fund schemes defined contribution plans, in which both employees and the Group make monthly contributions at a specified percentage of the employees' salary. The contributions are paid to the respective Regional Provident Fund Commissioner and the Central Provident Fund under the State Pension scheme. There are no other obligations other than the contribution payable to the Regional Provident Fund Commissioner and the Central Provident Fund under the State Pension scheme.

GREAVES ELECTRIC MOBILITY PRIVATE LIMITED
Notes to the consolidated financial statements for the year ended 31st March 2023

Defined Benefit Plans:

For defined benefit retirement plans (i.e., gratuity and ex-gratia) the cost of providing benefits is determined using the projected unit credit method, with independent actuarial valuations being carried out at the end of each annual reporting period. Re-measurement, comprising actuarial gains and losses, the effect of the changes to the asset ceiling and the return on plan assets (excluding interest), is reflected immediately in the statement of financial position with a charge or credit recognised in other comprehensive income in the period in which they occur.

Defined benefit costs are categorised as follows:

- service cost (including current service cost, past service cost, as well as gains and losses on curtailments and settlements).
- net interest expense or income; and
- re-measurement.

Compensated Absences:

Compensated absences which accrue to employees and which are expected to be availed within twelve months immediately following the year end are reported as expenses during the year in which the employee performs the service that the benefit covers and the liabilities are reported at the undiscounted amount of the benefit, and where the availment or encashment is otherwise not expected to wholly occur within the next twelve months, the liability on account of the benefit is actuarially determined using the projected unit credit method.

2.8. Share-based payment arrangements:

The stock options granted to employees pursuant to the Company's Stock Options Schemes, are measured at the fair value of the options at the grant date. The fair value of the options is treated as discount and accounted as employee compensation cost over the vesting period on a straight line basis. The amount recognised as expense in each year is arrived at based on the number of grants expected to vest. If a grant lapses after the vesting period, the cumulative discount recognised as expense in respect of such grant is transferred to the General reserve within equity.

2.9. Taxation:

Current tax:

The tax currently payable is based on taxable profit for the year. Taxable profit differs from "profit before tax" as reported in the statement of profit and loss because of items of income or expense that are taxable or deductible in other years and items that are never taxable or deductible. The Group's current tax is calculated using tax rates that have been enacted by the end of the reporting period.

Deferred tax:

Deferred tax is recognised on temporary differences between the carrying amounts of assets and liabilities in the consolidated financial statements and the corresponding tax bases used in the computation of taxable profit. Deferred tax liabilities are generally recognised for all taxable temporary differences. Deferred tax assets are generally recognised for all deductible temporary differences to the extent that it is probable that taxable profits will be available against which those deductible temporary differences can be utilised.

The carrying amount of deferred tax assets is reviewed at the end of each reporting period and reduced to the extent that it is no longer probable that sufficient taxable profits will be available to allow all or part of the asset to be recovered.

Deferred tax liabilities and assets are measured at the tax rates that are expected to apply in the year in which the liability is settled or the asset realised, based on tax rates (and tax laws) that have been enacted or substantively enacted by the end of the reporting year.

Current and deferred tax for the year:

Current and deferred tax are recognised in the statement of profit and loss, except when they relate to items that are recognised in other comprehensive income, in which case, the current and deferred tax are also recognised in other comprehensive income.

GREAVES ELECTRIC MOBILITY PRIVATE LIMITED
Notes to the consolidated financial statements for the year ended 31st March 2023

2.10. Property, plant and equipment:

Property, plant and equipment are measured at cost or its deemed cost less accumulated depreciation and impairment losses, if any. Cost includes expenditures directly attributable to the acquisition of the asset.

Cost includes inward freight, taxes and expenses incidental to acquisition and installation, up to the point the asset is ready for its intended use.

Depreciation on fixed assets is provided under the straight-line method over the useful life of the assets. Leasehold building improvements are written off over the period of lease or their estimated useful life, whichever is lower, on a straight-line basis. Residual value of the assets is estimated at 5% of cost. The useful lives of the assets of the Group are as follows:

Asset	Useful lives
Leasehold improvements	2 - 7 years
Plant & machinery	10 - 15 years
Office equipment	5 - 10 years

When an asset is scrapped or otherwise disposed off, the cost and related depreciation are removed from the books and the resultant profit or loss (including capital profit), if any, is reflected in the statement of profit and loss.

The estimated useful life and residual value is reviewed at the end of each reporting period, with the effect of any changes in estimate being accounted for on a prospective basis.

2.11. Lease:

At inception of a contract, the Group assesses whether a contract is or contains a lease. A contract is, or contains, a lease if a contract conveys the right to control the use of an identified asset for a period of time in exchange for consideration.

At the date of commencement of a lease, the Group recognises a right-of-use asset ("ROU assets") and a corresponding lease liability for all leases, except for short term leases and low value leases. Certain lease arrangements include the options to extend or terminate the lease before the end of the lease term. Lease payments to be made under such reasonably certain extension options are included in the measurement of ROU assets and lease liabilities. ROU assets are amortised on a straight-line basis over the asset's useful life or the lease period whichever is shorter.

Lease liability is measured by discounting the lease payments using the interest rate of the incremental borrowing. Lease liabilities are re-measured with a corresponding adjustment to the related right-of-use asset if the Group changes its assessment of whether it will exercise an extension or a termination option.

Impairment of ROU assets is in accordance with the policy for impairment of non- financial assets.

The Group has opted for exemption provided under Ind AS 116 for short-term leases and leases of low-value assets, hence the lease payments associated with those leases are treated as an expense on a straight-line basis over the lease term.

2.12. Intangible assets:

Intangible assets acquired separately:

Own developed intangible assets are capitalised at actual cost. Cost includes all expenses incurred for development of the intangible asset, up to the point the asset is ready for its intended use.

Intangible assets with finite useful lives that are acquired separately or own developed are carried at cost less accumulated amortisation and accumulated impairment losses. Amortisation is recognised on a straight-line basis over their estimated useful lives. The estimated useful life and residual value is reviewed at the end of each reporting period, with the effect of any changes in estimate being accounted for on a prospective basis.

Derecognition of intangible asset:

An intangible asset is derecognised on disposal, or when no future economic benefits are expected from use or disposal. Gains or losses arising from derecognition of an intangible asset, measured as the difference between

GREAVES ELECTRIC MOBILITY PRIVATE LIMITED
Notes to the consolidated financial statements for the year ended 31st March 2023

the net disposal proceeds and the carrying amount of the asset, are recognised in the statement of profit and loss when the asset is derecognised.

Useful life of intangible assets:

Estimated useful lives of the intangible assets are as follows:

Software	3 - 5 years
License/Approvals	3 - 10 years
IP/Patents	5-10 Years
Brand	4 years

Impairment of tangible and intangible assets other than goodwill:

Property, Plant and equipment and intangible assets with finite life are evaluated for recoverability whenever there is any indication that their carrying amounts may not be recoverable. If any such indication exists, the recoverable amount (i.e., higher of the fair value less cost to sell and the value-in-use) is determined on an individual asset basis unless the asset does not generate cash flows that are largely independent of those from other assets. In such cases, the recoverable amount is determined for the cash generating unit (CGU) to which the asset belongs.

If the recoverable amount of an asset (or CGU) is estimated to be less than its carrying amount, the carrying amount of the asset (or CGU) is reduced to its recoverable amount. An impairment loss is recognised in the statement of profit and loss.

2.13. Inventories:

Inventories are valued, after providing for obsolescence, as under:

- Raw materials, stores, spares, packing materials, loose tools and traded goods at FIFO/weighted average cost or net realisable value, whichever is lower.
- Work-in-progress at lower of weighted average cost including conversion cost or net realisable value, whichever is lower.
- Finished goods at lower of weighted average cost including conversion cost or net realisable value, whichever is lower.

2.14. Provisions:

Provisions are recognised when the Group has a present obligation (legal or constructive) as a result of a past event, it is probable that the Group will be required to settle the obligation, and a reliable estimate can be made of the amount of the obligation.

The amount recognised as a provision is the best estimate of the consideration required to settle the present obligation at the end of the reporting period, taking into account the risks and uncertainties surrounding the obligation.

When some or all of the economic benefits required to settle a provision are expected to be recovered from a third party a receivable is recognised as an asset if it is virtually certain that reimbursement will be received, and the amount of the receivable can be measured reliably.

2.15. Warranties:

Provisions for the expected cost of warranty obligations are recognised at the date of sale of the relevant products, at the management's best estimate of the expenditure required to settle the Group's obligation

2.16. Financial instrument:

Financial assets and financial liabilities are recognised when the Group becomes a party to the contractual provisions of the instruments.

Financial assets and financial liabilities are initially measured at fair value. Transaction costs that are directly attributable to the acquisition or issue of financial assets and financial liabilities (other than financial assets and financial liabilities at fair value through profit or loss) are added to or deducted from the fair value of the financial assets or financial liabilities, as appropriate, on initial recognition. Transaction costs directly attributable to the

GREAVES ELECTRIC MOBILITY PRIVATE LIMITED
Notes to the consolidated financial statements for the year ended 31st March 2023

acquisition of financial assets or financial liabilities at fair value through profit or loss are recognised immediately in profit or loss.

Financial asset:

- **Financial assets at amortised cost** - Assets that are held for collection of contractual cash flows where those cash flows represent solely payments of principal and interest are measured at amortised cost. They are presented as current assets, except for those maturing later than 12 months after the reporting date which are presented as noncurrent assets.

Financial assets are measured initially at fair value which usually represents cost plus transaction costs and subsequently carried at amortised cost using the effective interest method, less any impairment loss if any. Financial assets at amortised cost are represented by trade receivables, security and other deposits, cash and cash equivalent, employee and other advances.

- **Financial assets at Fair Value through Profit and loss (FVTPL)** - Financial assets other than the equity investments and investment classified as FVTOCI are measured at FVTPL. These include surplus funds invested in mutual funds etc.
- **Impairment of financial assets** - The Group assesses at each balance sheet date whether there is objective evidence that a financial asset or a group of financial assets is impaired. A financial asset or a group of financial assets is impaired and impairment losses are incurred only if there is objective evidence of impairment as a result of one or more events that occurred after the initial recognition of the asset (a 'loss event') and that loss event (or events) has an impact on the estimated future cash flows of the financial asset or group of financial assets that can be reliably estimated.

Financial liabilities:

Financial liabilities are subsequently measured at amortised cost or at FVTPL. Financial liabilities such as derivative that is not designated and effective as a hedging instrument are classified as at FVTPL. Financial liabilities at FVTPL are stated at fair value, with any gains or losses arising on remeasurement recognized in the statement of profit and loss. The net gain or loss recognised in the statement of profit and loss is included in the 'other income / expense' line item. Financial liabilities that are not held for trading and are not designated as at FVTPL are measured at amortised cost.

De-Recognition of Financial Assets and Liabilities:

Financial assets are derecognized when the rights to receive benefits have expired or been transferred, and the Group has transferred substantially all risks and rewards of ownership of such financial asset. Financial liabilities are derecognized when the liability is extinguished, that is when the contractual obligation is discharged, cancelled or expires.

2.17. Contingent liabilities and contingent assets

Contingent liability is disclosed in the case of:

- a present obligation arising from a past event, when it is not probable that an outflow of resources will be required to settle the obligation
- a present obligation when no reliable estimate is possible, and
- a possible obligation, arising from past events where the probability of outflow of resources is not remote.

Contingent assets are neither recognised nor disclosed.

Contingent liabilities and contingent assets are reviewed at each balance sheet date and updated / recognised as appropriate.

2.18. Business Combinations

The Group accounts for its business combinations under acquisition method of accounting. The acquiree's identifiable assets including goodwill, liabilities and contingent liabilities that meet the condition for recognition are recognised at their fair values at the acquisition date. The excess of the sum of the consideration transferred, the amount of any non-controlling interests in the acquiree and the fair value of the acquirer's previously held equity interest in the acquiree (if any) over the net of the acquisition-date amounts of the identifiable assets acquired and

GREAVES ELECTRIC MOBILITY PRIVATE LIMITED
Notes to the consolidated financial statements for the year ended 31st March 2023

the liabilities assumed is recognised as goodwill. Any shortfall is treated as a bargain purchase and recognised as capital reserve. Before recognising gain in respect thereof, the Group determines whether there exists clear evidence of underlying reasons for classifying the business combination as a bargain purchase. Thereafter, the Group reassesses whether it has correctly identified all of the assets acquired and all of the liabilities assumed and recognises any additional asset or liabilities that are identified in that reassessment.

The interest in noncontrolling interest is initially measured at fair value or at the proportionate share of the acquiree's identifiable net assets. The choice of measurement basis is made on an acquisition-by-acquisition basis. Subsequent to initial acquisition, the carrying amount of non-controlling interest is the amount of those interest in initial recognition plus the non-controlling interest's share of subsequent changes in equity of subsidiaries.

When a business combination is achieved in stages, the Group's previously held equity interest in the acquiree is remeasured to its acquisition-date fair value and the resulting gain or loss, if any, is recognised in profit or loss. Amounts arising from interests in the acquiree prior to the acquisition date that have previously been recognised in other comprehensive income are reclassified to profit or loss where such treatment would be appropriate if that interest were disposed of.

In consolidated financial statements, acquisition of noncontrolling interest is accounted as equity transaction. The carrying amount of the Group's interests and the noncontrolling interests are adjusted to reflect the changes in their relative interests in the subsidiaries. Any difference between the amount by which the noncontrolling interests are adjusted and the fair value of the consideration paid or received is recognised directly in equity and attributed to owners of the Company.

2.19 Segment Reporting

Operating segments are reported in a manner consistent with the internal reporting provided to the Chief operating decision maker. The Chief operating officer of the Parent has been identified as being the chief operating decision maker.

2.20 Cash flow Statement

Cash flows are reported using the indirect method, whereby profit for the period is adjusted for the effects of Transactions of a non-cash nature, any deferrals or accruals of past or future operating cash receipt or payments and item of income or expense associated with investing or financing cashflows. The cash flow from operating, investing and financing activities of the group are segregated.

2.21 Earnings per share

The Group reports basic and diluted earnings per share in accordance with Ind AS 33 on Earnings per share. Basic EPS is calculated by dividing the net profit or loss for the year attributable to equity shareholders (after deducting preference dividend and attributable taxes) by the weighted average number of equity shares outstanding during the year.

For the purpose of calculating diluted earnings per share, the net profit or loss for the year attributable to equity shareholders and the weighted average number of shares outstanding during the year are adjusted for the effects of all dilutive potential equity shares. Dilutive potential equity shares are deemed converted as of the beginning of the period, unless they have been issued at a later date. In computing the dilutive earnings per share, only potential equity shares that are dilutive and that either reduces the earnings per share or increases loss per share are included.

2.22 Operating cycle

Based on the nature of products / activities of the group and the normal time between acquisition of assets and their realisation in cash or cash equivalents, the group has determined its operating cycle as 12 months for the purpose of classification of its assets and liabilities as current and non-current.

2.23 Critical accounting judgements:

In the application of the Group's accounting policies, which are described in note 2, the management of the Group are required to make judgements, estimates and assumptions about the carrying amounts of assets and liabilities that are not readily apparent from other sources. The estimates and associated assumptions are based on historical experience and other factors that are considered to be relevant. Actual results may differ from these estimates.



GREAVES ELECTRIC MOBILITY PRIVATE LIMITED
Notes to the consolidated financial statements for the year ended 31st March 2023

The estimates and underlying assumptions are reviewed on an ongoing basis. Revisions to accounting estimates are recognised in the period in which the estimate is revised if the revision affects only that period, or in the period of the revision and future periods if the revision affects both current and future periods.

In the following areas the management of the Group has made critical judgements and estimates:

- **Employee Benefits:**

The present value of the defined benefit obligations depends on a number of factors that are determined on an actuarial basis using a number of assumptions. The assumptions used in determining the net cost (income) for post employment plans include the discount rate. Any changes in these assumptions will impact the carrying amount of such obligations.

The Group determines the appropriate discount rate at the end of each year. This is the interest rate that should be used to determine the present value of estimated future cash outflows expected to be required to settle the defined benefit obligations. In determining the appropriate discount rate, the Group considers the interest rates of government bonds of maturity approximating the terms of the related plan liability.

- **Useful lives of property, plant and equipment & intangible assets:**

The Group reviews the useful life of property, plant and equipment & intangible assets at the end of each reporting period. This reassessment may result in change in depreciation expense in future periods.

- **Provision for warranty:**

The Group gives warranties for its products, undertaking to repair or replace the items that fail to perform satisfactorily during the warranty period. Provision made at the year-end represents the amount of expected cost of meeting such obligations of rectification / replacement. The timing of the outflows is expected to be within a period of thirty-six months.

2.3 Recent accounting pronouncements

The Ministry of Corporate Affairs (MCA) notifies new standards or amendments to the existing standards under Companies (Indian Accounting Standards) Rules as issued from time to time. On March 31, 2023, MCA amended the Companies (Indian Accounting Standards) Amendment Rules, 2023, as below:

Ind AS 1, Presentation of Financial Statements – This amendment requires the entities to disclose their material accounting policies rather than their significant accounting policies. The effective date for adoption of this amendment is annual periods beginning on or after April 1, 2023. The Company has evaluated the amendment and the impact of the amendment is insignificant in the Consolidated financial statements.

Ind AS 8, Accounting Policies, Changes in Accounting Estimates and Errors – This amendment has introduced a definition of 'accounting estimates' and included amendments to Ind AS 8 to help entities distinguish changes in accounting policies from changes in accounting estimates. The effective date for adoption of this amendment is annual periods beginning on or after April 1, 2023. The Company has evaluated the amendment and there is no impact on its Consolidated financial statements.

Ind AS 12, Income Taxes – This amendment has narrowed the scope of the initial recognition exemption so that it does not apply to transactions that give rise to equal and offsetting temporary differences. The effective date for adoption of this amendment is annual periods beginning on or after April 1, 2023. The Company has evaluated the amendment and there is no impact on its Consolidated financial statements.



GREAVES ELECTRIC MOBILITY PRIVATE LIMITED
Notes to the consolidated financial statements for the year ended 31st March 2023

Note 3A - Property, plant and equipment

(Rs. in Lakhs)

Particulars	Plant and equipment	Office equipment	Furniture and fixtures	Vehicles	Leasehold improvements	Building on leasehold land	Building	Total
I. Cost								
As at 1st April 2021	492	143	32	10	196	-	46	919
Additions	1,164	248	43	-	77	2,277	119	3,928
Disposals	-	-	-	-	-	-	-	-
As at 31st March 2022	1,656	391	75	10	273	2,277	165	4,847
Additions	1,537	1,056	33	-	-	409	-	3,035
Disposals	-	-	-	-	-	-	-	-
As at 31st March 2023	3,193	1,448	108	10	273	2,686	165	7,882
II. Accumulated Depreciation								
As at 1st April 2021	(89)	(34)	(7)	(7)	(84)	-	(19)	(240)
Charge for the year	(94)	(57)	(6)	(1)	(189)	(78)	(22)	(447)
Disposals	-	-	-	-	-	-	-	-
As at 31st March 2022	(183)	(91)	(13)	(8)	(273)	(78)	(41)	(687)
Charge for the year	(192)	(153)	(11)	(1)	0	(163)	(16)	(535)
Disposals	-	-	-	-	-	-	-	-
As at 31st March 2023	(375)	(244)	(24)	(9)	(273)	(241)	(57)	(1,222)
As at 31st March 2022	1,473	300	63	2	-	2,199	124	4,161
As at 31st March 2023	2,818	1,203	84	1	-	2,445	108	6,660

Note 3B - Capital work-in-progress (CWIP) ageing schedule

CWIP ageing schedule

CWIP	Amount in CWIP for the period of				Total
	Less than 1 Year	1 -2 Years	2 - 3 Years	More than 3 Years	
Projects-in-progress					
As at 31st March 2023	597	-	-	-	597
As at 31st March 2022	289	37	-	-	326

There are no projects suspended as at 31st March 2023 and 31st March 2022. There are no projects which are overdue or have exceeded its initial planned cost in current and previous financial years. The Company has provided accelerated depreciation for certain CWIP amounting to Rs. Nil (Rs. 27 lakhs during previous year).

Note 4A - Intangible assets

(Rs. in Lakhs)

Particulars	License / Approvals	Non-competee fee	Product development	Computer software	Trademark / Brand	Distribution network / workforce	Total
I. Cost							
As at 1st April 2021	117	200	91	99	1,266	157	1,930
Additions	32	-	16	222	-	-	270
Disposals	-	-	-	-	-	-	-
As at 31st March 2022	149	200	107	321	1,266	157	2,200
Additions	-	-	650	29	2,010	-	2,689
Disposals	-	-	-	-	-	-	-
As at 31st March 2023	149	200	757	350	3,276	157	4,889
II. Accumulated Amortization							
As at 1st April 2021	(24)	(18)	(91)	(54)	(133)	(26)	(346)
Charge for the year	(23)	(58)	(1)	(40)	(173)	(34)	(329)
Disposals	-	-	-	-	-	-	-
As at 31st March 2022	(47)	(76)	(92)	(94)	(306)	(60)	(675)
Charge for the year	(19)	(82)	(17)	(60)	(539)	(34)	(750)
Disposals	-	-	-	-	-	-	-
As at 31st March 2023	(66)	(158)	(109)	(154)	(845)	(94)	(1,425)
Carrying amount (I-II)							
As at 31st March 2022	102	124	15	227	960	97	1,525
As at 31st March 2023	83	42	648	196	2,431	63	3,464

Note 4B - Intangible assets under development ageing schedule

Intangible assets under development ageing schedule

(Rs. in Lakhs)

Intangible assets under development	Amount in intangible assets under development for a period of				Total
	Less than 1 Year	1 -2 Years	2 - 3 Years	More than 3 Years	
Projects-in-progress					
As at 31st March 2023	259	-	-	-	259
As at 31st March 2022	-	-	-	-	-

There are no projects suspended as at 31st March 2023 and 31st March 2022. There are no projects which are overdue or have exceeded its initial planned cost in current and previous financial years..

Note 5 - Right of use asset

(Rs. in Lakhs)

Particulars	ROU - Building	ROU - Land	Total
I. Cost			
As at 1st April 2021	853	-	853
Additions	30	1,208	1,238
Disposals	-	-	-
As at 31st March 2022	883	1,208	2,091
Additions	662	-	662
Disposals	-	-	-
As at 31st March 2023	1,545	1,208	2,753
II. Accumulated Amortization			
As at 1st April 2021	(381)	-	(381)
Additions	(215)	(8)	(224)
As at 31st March 2022	(597)	(8)	(605)
Charge for the year	(204)	(17)	(222)
As at 31st March 2023	(801)	(26)	(827)
Carrying amount (I-II)			
As at 31st March 2022	286	1,200	1,486
As at 31st March 2023	744	1,182	1,926

GREAVES ELECTRIC MOBILITY PRIVATE LIMITED
Notes to the consolidated financial statements for the year ended 31st March 2023

Note 5 - Other financial assets

(Unsecured and considered good - unless otherwise stated)

(Rs. in Lakhs)

Particulars		As at 31st March 2023	As at 31st March 2022
5A	Non Current		
	Investment in associate (fully paid)		
	<i>Equity instruments (at fair value)</i>		
	Investment in MLR Auto Ltd (face value of Rs 10 each) - refer note below	949	1,631
		949	1,631
	Aggregate carrying value of unquoted investments - non current	949	1,631
Note - During the previous year ended 31st March 2022, the Company had subscribed 26% shareholding in MLR Auto Limited, a Hyderabad based company manufacturing 3 Wheelers (Electric, CNG & Diesel) - 188.1 lakh shares at Rs 10 per share for a consideration of Rs. 1,881 lakhs.			
5B	Current		
	Investment in associate (fully paid)		
	Investment in Mutual fund (at fair value through profit or loss)		
	Kotak Overnight fund	6,109	-
	Kotak Liquid fund	2,301	-
	Aggregate carrying value of unquoted investments - current	8,410	-
5C	Loans		
	Secured loans given to associate (refer note below)	1,030	-
		1,030	-
Note:			
1. Secured loan of Rs 1,030 lakhs given to MLR Auto Limited at SBI PLR (currently 14.15%) interest rate against the security of Land, Buildings and movable Plant and Machinery. The principal repayment shall be made at the end of the 2 years from the disbursement dates and the interest is payable on monthly basis.			
2. a) No funds have been advanced or loaned or invested (either from borrowed funds or share premium or any other sources or kind of funds) by the group to or in any other person(s) or entity(ies), including foreign entities ("Intermediaries") with the understanding that the Intermediary shall lend or invest in party identified by or on behalf of the group (Ultimate Beneficiaries).			
2. b) Greaves Electric Mobility Private Limited has received the following fund from Greaves Cotton Limited (Funding Party) to lend/ invest in the following companies, ("Ultimate Beneficiaries")			
		As at 31st March 2023	As at 31st March 2022
i) Fund received from Greaves Cotton Limited	Date of fund received	Fund received	Fund received
For acquisition of 26% equity stake in MLR Auto	14-10-2021	-	1,881
For the purpose of payment of Non compete, non solicitation fees to the promotor of Bestway Agencies Pvt. Ltd, Subsidiary of the Company	20-10-2021	-	200
For acquisition of balance 26% equity stake of Bestway Agencies Pvt. Ltd, Subsidiary of the Company	21-10-2021	-	1,250
	Total	-	3,331
ii) Fund Invested in the following companies:	Date of fund Invested	Fund Invested	Fund Invested
Bestway Agencies Private Limited	20-10-2021	-	200
Bestway Agencies Private Limited	25-10-2021	-	1,250
MLR Auto Limited	19-10-2021	-	1,881
	Total	-	3,331



GREAVES ELECTRIC MOBILITY PRIVATE LIMITED

Notes to the consolidated financial statements for the year ended 31st March 2023

Particulars		As at 31st March 2023	As at 31st March 2022
5D	Non-current (Measured at amortised cost)		
	Security deposits	166	96
	Fixed deposit accounts with maturity for more than 12 months from balance sheet date.	-	17
	Loans and advances	12	12
	Less: Impairment loss allowance	(12)	(12)
	166	113	
5E	Current		
	Export benefit receivables		
	Security deposits	40	61
	Subsidy receivable*	35,174	10,437
	Balances with government authorities		
	- GST Refund Receivable	8,281	-
	Receivable from related parties	213	-
	Interest receivable on loans given to associate	11	-
	Interest accrued on fixed deposit	292	-
	Derivate financial assets designated at fair value through profit and loss	-	440
	44,011	10,938	

* As at 31st March 2023, the Company has an outstanding receivable amount of Rs. 35,174 lakhs (As at 31st March 2022 Rs. 10,437 lakhs) (net of provision) towards subsidy receivable from the Government under the Faster Adoption and Manufacturing of Hybrid and Electric Vehicles (FAME) Scheme. The amount includes Rs. 11,447 lakh towards claims pending to be filed with Ministry of Heavy Industries (MHI) as at the year-end for which sufficient time is available as per the FAME Scheme. Subsequent to the year end, the Company has received a letter from IFCI Limited (Project Management Agency (PMA) for FAME Scheme of MHI) seeking information relating to the compliance with the FAME Scheme and the disbursement of the subsidies have been put on hold pending completion of the review.

The Company has responded to the letter providing the required information and confirming that the Company is in compliance with all applicable conditions under the FAME Scheme. The Management has evaluated the aforesaid receivable as good for recovery duly considering the certifications received for the Company's vehicle models in compliance with both Phase I and Phase II requirements, the ability of the Company to submit the claims for the FAME subsidy and is confident of realizing the dues in due course of time.

Note 6 - Other assets

(Unsecured and considered good - unless otherwise stated)

(Rs. in Lakhs)

Particulars		As at 31st March 2023	As at 31st March 2022
6A	Non-current		
	Balances with government authorities	898	632
	Prepaid expenses	259	6
	Advance income tax (net of provisions)	11	13
	Capital advances	1,687	952
	2,855	1,603	
6B	Current		
	Advances to suppliers	578	2,594
	Less: Allowance for bad and doubtful advances	(117)	(117)
	Net Amount	461	2,477
	Prepaid expenses	154	37
	GST Input tax credit	7,856	5,247
	Other advances	15	74
	8,486	7,835	

Note 7 - Inventories

(Valued at lower of cost or net realisable value)

(Rs. in Lakhs)

Particulars		As at 31st March 2023	As at 31st March 2022
Raw materials*		3,472	4,976
Raw materials - Goods-in-transit		226	39
Work-in-progress		84	182
Finished goods		2,315	168
		6,098	5,365

* Net of inventory provision/write off of Rs 100 lakhs (for the year ended 31st March, 2022: Rs 1,147 lakhs)

GREAVES ELECTRIC MOBILITY PRIVATE LIMITED
Notes to the consolidated financial statements for the year ended 31st March 2023

Note 8 - Trade receivables

(Rs. in Lakhs)

Particulars	(Rs. in Lakhs)	
	As at 31st March 2023	As at 31st March 2022
Unsecured		
Unsecured, considered good*	287	778
Trade receivables - credit impaired	585	654
Allowance for doubtful debts (expected credit loss allowance)	(585)	(654)
	287	778

*The credit worthiness of trade receivables and the credit terms set are determined on a case to case basis. Considering internal and external sources of information as determined by the Management the overdue debtors were critically reviewed and necessary provisions has been provided.

Trade Receivables ageing schedule as at 31st March 2023

(Rs. in Lakhs)

Particulars	Outstanding for following periods from due date of payment					Total
	Less than 6 months	6 months - 1 year	1-2 years	2-3 years	More than 3 years	
(i) Undisputed trade receivables – considered good	199	73	15	-	-	287
(ii) Undisputed trade receivables – which have significant increase in credit risk	-	-	-	-	-	-
(iii) Undisputed trade receivables – credit impaired	-	-	-	-	-	-
(iv) Disputed trade receivables – considered good	-	-	-	175	410	585
(v) Disputed trade receivables – which have significant increase in credit risk	-	-	-	-	-	-
(vi) Disputed trade receivables – credit impaired	-	-	-	-	-	-
	199	73	15	175	410	872

Trade Receivables ageing schedule as at 31st March 2022

(Rs. in Lakhs)

Particulars	Outstanding for following periods from due date of payment					Total
	Less than 6 months	6 months - 1 year	1-2 years	2-3 years	More than 3 years	
(i) Undisputed trade receivables – considered good	772	5	-	-	-	778
(ii) Undisputed trade receivables – which have significant increase in credit risk	-	-	-	-	-	-
(iii) Undisputed trade receivables – credit impaired	-	-	233	135	275	643
(iv) Disputed trade receivables – considered good	-	-	-	-	-	-
(v) Disputed trade receivables – which have significant increase in credit risk	-	-	-	-	-	-
(vi) Disputed trade receivables – credit impaired	11	-	-	-	-	11
	784	5	233	135	275	1,432

Note 9 - Cash and cash equivalents

(Rs. in Lakhs)

Particulars	(Rs. in Lakhs)	
	As at 31st March 2023	As at 31st March 2022
Balances with banks in current accounts		
<u>Unrestricted balances with banks</u>		
Balances with banks in current accounts	111	155
Term deposits with original maturity less than 3 months	5,000	2,000
Cash and cash equivalents considered for Cash Flow Statement	5,111	2,155

Note 10 - Other bank balances

(Rs. in Lakhs)

Particulars	(Rs. in Lakhs)	
	As at 31st March 2023	As at 31st March 2022
Term deposits with original maturity exceeding 3 months and less than 12 months	45,000	8
	45,000	8

R

GREAVES ELECTRIC MOBILITY PRIVATE LIMITED

Notes to the consolidated financial statements for the year ended 31st March 2023

Note 11 - Equity share capital

Particulars	As at 31st March 2023		As at 31st March 2022	
	No. of shares	Amount (in Rs. Lakhs)	No. of shares	Amount (in Rs. Lakhs)
(a) Authorised Equity shares of Rs. 10 each with voting rights	3,17,74,000	3,177	3,17,74,000	3,177
(b) Issued, subscribed and fully paid up Equity shares of Rs. 10 each with voting rights	1,86,45,747	1,865	1,17,19,163	1,172

(c) Rights, preferences and restrictions attached to shares

The Company has only one class of Equity Shares having a par value of Rs.10 each.

(d) Reconciliation of the shares outstanding at the beginning and at the end of the year

Particulars	As at 31st March 2023		As at 31st March 2022	
	No. of shares	Amount (in Rs. Lakhs)	No. of shares	Amount (in Rs. Lakhs)
(i) Equity shares of Rs. 10 each with voting rights				
Balance as at the beginning of the year	1,17,19,163	1,172	1,17,19,163	1,172
Add: Issued during the year*	69,26,584	693	-	-
Balance as at the end of the year	1,86,45,747	1,865	1,17,19,163	1,172

* During the year, the Company has allotted 68,35,450 equity shares of face value Rs 10 each on a fully diluted basis to Abdul Latif Jameel Green Mobility Solutions DMCC by way of preferential allotment through private placement basis for an overall share subscription consideration amount of Rs. 117,081 lakhs. The Company has right (but not an obligation) to require ALJ to make further investments into the Company of up to USD 70 Million by way of a primary subscription within a period of 12 months from the consummation of the first closing date. Further, The Company has allotted 91,134 equity shares of face value of Rs.10 each to one of the independent director for Rs.1,561 lakhs against cash consideration of Rs.780.5 lakhs and against one time remuneration of an equal amount.

(e) Aggregate number and class of shares allotted as fully paid up pursuant to contract(s) without payment being

Particulars	Aggregate number of shares	
	As at 31st March 2023	As at 31st March 2022
<u>Equity shares with voting right</u> Fully paid up pursuant to contract(s) without payment being received in cash	45,567	-

(f) Details of shareholders holding more than 5% shares in the company and its holding company details

Class of shares / Name of shareholder	As at 31st March 2023		As at 31st March 2022	
	No. of Shares (in lakhs)	% holding	No. of Shares (in lakhs)	% holding
Equity Shares with voting rights Greaves Cotton Limited and its nominees (Holding Company) Abdul Latif Jameel Green Mobility Solutions DMCC	1,17,19,163 68,35,450	62.85% 36.66%	1,17,19,163 -	100.00% -

g) There are no promoters holding in the equity shares of the Company.

Note 12 - Other equity

Particulars	(Rs. in Lakhs)	
	As at 31st March 2023	As at 31st March 2022
Securities premium (refer 12.a) (Amounts received on issue of shares in excess of the par value has been classified as securities premium)	1,20,053	6,635
Retained earnings (refer 12.b) (Retained earnings comprise of the Company's undistributed earnings after taxes)	(14,131)	(12,138)
Other comprehensive income (refer 12.c) (Adjustments to other comprehensive income - pertaining to actuarial gains/(losses))	68	(17)
Share based payment reserve (refer 12.d) (Represents value of equity settled share-based payments provided to employees and director)(refer note 35)	623	46
	1,06,613	(5,474)

R

GREAVES ELECTRIC MOBILITY PRIVATE LIMITED

Notes to the consolidated financial statements for the year ended 31st March 2023

(Rs. in Lakhs)

Particulars	(Rs. in Lakhs)	
	As at 31st March 2023	As at 31st March 2022
12.a Securities premium		
Balance at beginning of year	6,635	6,635
Premium on issue of equity shares	1,17,949	-
Less: share issue expenses	(4,531)	
Balance at end of year	1,20,053	6,635
12.b Retained earnings		
Balance at beginning of year	(12,138)	(7,602)
Loss for the year	(1,993)	(4,536)
Balance at end of year	(14,131)	(12,138)
12.c Other comprehensive income		
Balance at beginning of year	(17)	(20)
Add: Remeasurement of employee defined benefit plans during the year	85	3
Add: Remeasurement of employee defined benefit plans during the year of associate	-	-
Balance at end of year	68	(17)
12.d Share based payment reserve		
Balance at beginning of year	46	13
Add: Expense on employee/director stock option scheme during the year (refer note 35)	577	33
Balance at end of year	623	46

Note 13 - Other financial liabilities

(at amortised cost)

(Rs. in Lakhs)

Particulars	(Rs. in Lakhs)	
	As at 31st March 2023	As at 31st March 2022
13A Non-Current		
Secured		
MSME term loan from banks (refer note i below)	-	44
Term loan from banks (refer note ii below)	-	2,858
Unsecured		
- Others (refer note iii below)	-	14,000
		16,902
13B Current		
Secured		
Loans repayable on demand from banks and NBFC (refer note iv and v below)	338	1,148
WC DL loan from bank (refer note iv below)	-	1,479
Current maturities of long term debt (refer note ii below)	-	190
Unsecured		
Others		
- Current maturities of long term debt (refer note iii below)	-	3,500
- Others (refer note v below)	-	37
	338	6,354

Terms of borrowings:

- (i) Includes MSME term loan by way of Guaranteed Emergency Credit Line under ECLGS scheme at 8% interest. The same has been repaid during FY 2022-23.
- (ii) Includes term loan towards capital spends at 5.5% interest rate, repayable over 16 quarterly instalments after 1 year moratorium guaranteed by the Greaves Cotton Limited. (Holding Company). The same has been repaid during FY 2022-23.
- (iii) Unsecured term loan repayable in 5 equal quarterly instalments in the next year at 8% interest. The same has been repaid during FY 2022-23.
- (iv) Working capital loans / demand loans, with exclusive charge on all current assets, property plant and equipment and intangibles (Interest rate ranging 8.20% - 9%).
- (v) Unsecured loan from Bank & NBFC (Monthly repayments, @11 to 18% per annum).

1. The Group has not been declared a willful defaulter by any bank or financial Institution or other any lender.
2. The Group has not defaulted in repayment of loans or other borrowings or in the payment of interest thereon to any other lender.
3. The Group has used the borrowings from banks for the capital expenditures and working capital purposes.
4. The quarterly returns or statements of current assets filed by the Group with banks or financial institutions are in agreement with the books of accounts.
5. The Company does not have any charges or satisfaction which is yet to be registered with ROC beyond the statutory period.

R

GREAVES ELECTRIC MOBILITY PRIVATE LIMITED
Notes to the consolidated financial statements for the year ended 31st March 2023

Note 14 - Other financial liabilities

(Rs. in Lakhs)

Particulars		As at 31st March 2023	As at 31st March 2022
14A	Non-current		
	<i>Measured at amortised cost</i>		
	Other financial liabilities - Lease liabilities	537	699
		537	699
	<i>Measured at amortised cost</i>		
	Payable on purchase of property, plant and equipment to related parties	-	1,108
	Other financial liabilities - Global Innovation & Technology Alliance (GITA)	18	24
Margin money received from associate	-	316	
	18	1,448	
14B	Current		
	<i>Measured at amortised cost</i>		
	Other financial liabilities - Lease liabilities	258	343
		258	343
	Other financial liabilities		
	<i>Measured at amortised cost</i>		
	Interest accrued on term loan	-	38
<i>Measured at fair value</i>			
Derivate liability	-	440	
	-	478	

8

GREAVES ELECTRIC MOBILITY PRIVATE LIMITED
Notes to the consolidated financial statements for the year ended 31st March 2023

Note 15 - Provisions

Particulars		(Rs. in Lakhs)	
		As at 31st March 2023	As at 31st March 2022
15A	Non-current		
	Compensated absences	93	63
	Gratuity	74	120
		167	182
15B	Current		
	Compensated absences	50	23
	Gratuity	5	1
	Provision for warranty (Refer note below)	3,691	1,634
	Provision for GST (on stock reversal)	1	-
	Provision for sales tax assessment	51	51
		3,798	1,709

Note: The Group gives warranties for its products, undertaking to repair or replace the items that fail to perform satisfactorily during the warranty period. Provision made at the year end represents the amount of expected cost of meeting such obligations of rectification / replacement based on the historical data available. The products are generally covered under a free warranty period ranging from 12 to 36 months. The movement in provision for warranty is as follows :

Particulars	(Rs. in Lakhs)	
	As at 31st March 2023	As at 31st March 2022
Opening balance	1,634	476
Provision recognised during the year	4,900	2,003
Amount utilised / reversed during the year	(2,843)	(845)
Closing balance	3,691	1,634

Note 16 - Other liabilities

Particulars	(Rs. in Lakhs)	
	As at 31st March 2023	As at 31st March 2022
Non-current		
Margin money received from associate	-	316
		316
Current		
Advances from customers	1,024	1,562
Refundable deposits from customers	2,293	1,412
Balance payable to government authorities - statutory remittances	317	166
Others	11	26
	3,645	3,166

Note 17 - Trade payables

Particulars	(Rs. in Lakhs)	
	As at 31st March 2023	As at 31st March 2022
Due to Micro, Small and Medium enterprises (MSME)	1,393	1,516
Creditors other than Micro, Small and Medium enterprises (MSME)	18,176	10,933
	19,569	12,449

Trade Payables aging as at 31st March 23

Particulars	Unbilled	Not due	Outstanding for following periods from due date of				Total
			Less than 1 year	1-2 years	2-3 years	More than 3 years	
Undisputed Micro, Small and Medium enterprises	-	900	493	-	-	-	1,393
Undisputed - Other than MSME	5,466	3,899	8,694	77	23	17	18,176
Disputed - Micro, Small and Medium enterprises (MSME)	-	-	-	-	-	-	-
Disputed - Other than MSME	-	-	-	-	-	-	-
	5,466	4,799	9,187	77	23	17	19,569

Trade Payables aging as at 31st March 22

Particulars	Unbilled	Not due	Outstanding for following periods from due date of				Total
			Less than 1 year	1-2 years	2-3 years	More than 3 years	
Undisputed Micro, Small and Medium enterprises	-	661	855	-	-	-	1,516
Undisputed - Other than MSME	1,818	4,609	4,419	69	18	-	10,933
Disputed - Micro, Small and Medium enterprises	-	-	-	-	-	-	-
Disputed - Other than MSME	-	-	-	-	-	-	-
	1,818	5,270	5,274	69	18	-	12,449

R

GREAVES ELECTRIC MOBILITY PRIVATE LIMITED
Notes to the consolidated financial statements for the year ended 31st March 2023

(Rs. in Lakhs)

Note	As at 31st March 2023	As at 31st March 2022
The Companies has certain dues to suppliers registered under Micro, Small and Medium Enterprises Development Act, 2006 (MSMED Act) The disclosure pursuant to said MSMED Act are as follows:		
a) the principal amount and the interest due thereon remaining unpaid to any supplier at the end of the accounting year;	1,393	1,516
b) the amount of interest paid by the buyer in terms of section 16 of the Micro, Small and Medium Enterprises Development Act, 2006 (27 of 2006), along with the amount of the payment made to the supplier beyond the appointed day during the accounting year;	-	-
c) the amount of interest due and payable for the period of delay in making payment (which has been paid but beyond the appointed day during the year) but without adding the interest specified under the Micro, Small and Medium Enterprises Development Act, 2006;	-	-
d) the amount of interest accrued and remaining unpaid at the end of the accounting year	-	-
e) the amount of further interest remaining due and payable even in the succeeding years, until such date when the interest dues above are actually paid to the small enterprise, for the purpose of disallowance of a deductible expenditure under section 23 of the Micro, Small and Medium Enterprises Development Act, 2006.	-	-

Note 18 - Deferred tax

(Rs. in Lakhs)

Particulars	As at 31st March 2023	As at 31st March 2022
Analysis of deferred tax asstes / liabilities presented in the balance sheet:		
Deferred tax asstes	-	-
Deferred tax liabilities	214	211
Deferred tax asstes / liabilities (net)	214	211

(Rs. in Lakhs)

Particulars	Balance sheet		Statement of profit or loss and Other Comprehensive income/(loss)	
	As on 31st March 2023	As on 31st March 2022	For the year ended 31st March 2023	For the year ended 31st March 2022
Opening balance	(211)	173		
Recognised in profit or loss				
Provision for doubtful receivables	-	(155)	-	(155)
Defined benefit obligations	-	(95)	-	(95)
Provision for warranties	-	(105)	-	(105)
Property, plant and equipment	(3)	68	-	68
Provision for inventories	-	(96)	-	(96)
Other provisions	-	(1)	-	(1)
Recognised in other comprehensive income				
Defined benefit obligations	-	-	-	(384)
Deferred tax asstes / (liabilities) (net)	(214)	(211)	-	(384)

R

GREAVES ELECTRIC MOBILITY PRIVATE LIMITED
Notes to the consolidated financial statements for the year ended 31st March 2023

Note 19 - Revenue from operations (Rs. in Lakhs)

Particulars	(Rs. in Lakhs)	
	For the year ended 31st March 2023	For the year ended 31st March 2022
Revenue from sale of goods	1,12,243	51,986
Other operating revenue - scrap sales	189	75
	1,12,432	52,061

The Companies believes that the below table best depicts the disaggregation of how the nature, amount, timing and uncertainty of revenues and cash flows are affected. The Companies made sales only to the domestic customers during the year and previous year. Transaction price allocated to the remaining performance obligations is within 1 year for both the years.

Disaggregation of revenue (Rs. in Lakhs)

Particulars	For the year ended	
	31st March 2023	31st March 2022
Revenue from sale of goods [including FAME subsidy of Rs.35,622 lakh for the year ended (Rs.12,832 lakh for the year ended 31st March 2022)]	1,14,833	52,156
Less: Incentives and schemes	2,590	170
Net revenue from sale of goods	1,12,243	51,986
Other operating revenue - scrap sales	189	75
	1,12,432	52,061

Note 20 - Other income (Rs. in Lakhs)

Particulars	(Rs. in Lakhs)	
	For the year ended 31st March 2023	For the year ended 31st March 2022
Interest income		
- From fixed deposits	3,003	4
- On loan given to associate	51	-
Income from interim transit service	316	-
Others	118	72
	3,487	76

Note 21 - Cost of materials consumed (Rs. in Lakhs)

Particulars	(Rs. in Lakhs)	
	For the year ended 31st March 2023	For the year ended 31st March 2022
Opening stock of raw materials	5,015	1,839
Purchases	87,781	45,002
Less: Closing stock of raw materials	3,678	5,015
	89,118	41,826

Note 22 - Changes in inventories of finished goods, and work-in-progress (Rs. in Lakhs)

Particulars	(Rs. in Lakhs)	
	For the year ended 31st March 2023	For the year ended 31st March 2022
<u>Inventories at the beginning of the year</u>		
Finished goods	167	99
Work-in-progress	182	51
	349	150
<u>Inventories at the end of the year</u>		
Finished goods	2,313	167
Work-in-progress	104	182
	2,417	349
	(2,068)	(199)



GREAVES ELECTRIC MOBILITY PRIVATE LIMITED

Notes to the consolidated financial statements for the year ended 31st March 2023

Note 23 - Employee benefits expense

(Rs. in Lakhs)

Particulars	For the year ended 31st March 2023	For the year ended 31st March 2022
Salaries and wages*	6,205	2,422
Contribution to provident funds and other funds	230	108
Gratuity expense	68	50
Staff welfare expenses	290	146
	6,793	2,726

*The amount of Rs 555.23 lakhs has accounted in salaries and wages for the year ended 31st March 2023 towards share based payment.

(a) Defined contribution plan

The Companies makes Provident Fund and Employee State Insurance Scheme contributions which are defined contribution plans, for qualifying employees. Under the Schemes, the Companies is required to contribute a specified percentage of the payroll costs to fund the benefits. The Companies has recognised Rs. 227 lakhs (for the year ended 31st March 2022: Rs 104 Lakhs) as contribution to Provident Fund, and Rs. 3 Lakhs (for the year ended 31st March 2022 Rs. 4 Lakhs) as payment under Employee State Insurance Scheme in the Statement of profit and loss. These contributions have been made at the rates specified in the rules of the respective schemes and has been recognised in the Statement of profit and loss under the head Employee benefits expense.

(b) Defined benefit plans:

Gratuity

The Companies has not funded its gratuity obligations. The following table sets out the status of the defined benefit schemes and the amount recognised in the financial statements as per the Actuarial Valuation done by an Independent Actuary.

Reconciliation of opening and closing balances of defined benefit obligation

(Rs in Lakhs)

Particulars	As at 31st March 2023	As at 31st March 2022
Defined Benefit Obligation at beginning of the year	121	91
Service cost (current + past)	60	44
Interest cost	8	6
Actuarial (Gain) / Loss	(90)	(6)
Benefits paid	(20)	(14)
Defined benefit obligation at year end	79	121
Current	5	1
Non-current	74	120

GREAVES ELECTRIC MOBILITY PRIVATE LIMITED
Notes to the consolidated financial statements for the year ended 31st March 2023

Reconciliation of opening and closing balances of fair value of plan assets

(Rs in Lakhs)

Particulars	As at 31st March 2023	As at 31st March 2022
Fair value of Plan Assets at beginning of year	-	-
Employer contributions	(20)	(14)
Expected Return on Plan Assets	-	-
Actuarial Gain / (Loss)	-	-
Benefits paid	20	14
Fair value of plan assets at year end	-	-

Expenses recognised during the year

(Rs in Lakhs)

Particulars	For the year ended 31st March 2023	For the year ended 31st March 2022
In Income Statement		
Service cost	59	44
Interest on net defined benefit liability/ (asset)	9	6
Net Cost	68	50
In Other Comprehensive Income		
Actuarial (Gain) / Loss	(102)	(6)
Net (Income)/ expense for the period recognised in OCI	(102)	(6)

The current service cost and the net interest expense for the year are included in the 'Employee benefits expense' line item in the statement of profit and loss. The remeasurement of the net defined liability is included in other comprehensive income.

Actuarial assumptions - Greaves Electric Mobility Private Limited

Particulars	For the year ended 31st March 2023	For the year ended 31st March 2022
Discount rate (per annum)	7.30%	7.40%
Rate of escalation in Salary (per annum)	10.00%	9.00%
Retirement age and attrition rate (per annum)		
21-30 yrs	35.00%	2.42%
31-40 yrs	20.00%	0.34%
41-50 yrs	20.00%	0.28%
51-59 yrs	20.00%	0.05%

Actuarial assumptions - Bestway Agencies Private Limited

Particulars	For the year ended 31st March 2023	For the year ended 31st March 2022
Discount rate (per annum)	7.55%	7.35%
Rate of escalation in Salary (per annum)	10.00%	9.00%
Mortality rates		
Age (years)	Rates (p.a)	Rates (p.a)
18	0.000874	0.000874
23	0.000936	0.000936
28	0.000942	0.000942
33	0.001086	0.001086
38	0.001453	0.001453
43	0.002144	0.002144
48	0.003536	0.003536
53	0.006174	0.006174
58	0.009651	0.009651

The retirement age of employees of the Companies is 60 years.

The estimates of rate of escalation in salary considered in actuarial valuation, takes into account inflation, seniority, promotion and other relevant factors including supply and demand in the employment market. The above information is certified by the actuary. The mortality rates considered are as per the published rates in the Indian Assured Lives Mortality (2012-14) Ult table.

GREAVES ELECTRIC MOBILITY PRIVATE LIMITED
Notes to the consolidated financial statements for the year ended 31st March 2023

Sensitivity analysis

The key actuarial assumptions to which the defined benefit plans are particularly sensitive to are discount rate and full salary escalation rate. The sensitivity analysis below, have been determined based on reasonably possible changes of the assumptions occurring at end of the reporting period, while holding all other assumptions constant. The result of sensitivity analysis is given below:

Particulars	(Rs. in Lakhs)	
	Discount rate	Salary escalation rate
As at 31st March 2023		
Defined benefit obligation on plus 50 basis points	75	81
Defined benefit obligation on minus 50 basis points	82	75
As at 31st March 2022		
Defined benefit obligation on plus 50 basis points	111	134
Defined benefit obligation on minus 50 basis points	135	111

The sensitivity analysis presented above may not be representative of the actual change in the defined benefit obligation as it is unlikely that the change in assumptions would occur in isolation of one another as some of the assumptions may be correlated.

Maturity profile of defined benefit obligation

Particulars	(Rs. in Lakhs)	
	As at 31st March 2023	As at 31st March 2022
Expected total benefit payments		
1 year to 3 years	15	2
4 years to 5 years	29	3
6 years and above	141	691

Summary of experience adjustments

	(Rs. in Lakhs)			
	As at 31st March 2023	As at 31st March 2022	As at 31st March 2021	As at 31st March 2020
Defined benefit obligation at year end	79	121	91	63
Fair value of plan assets at year end	-	-	-	-
Net liability / (asset)	79	121	91	63
Experience adjustments	(90)	(6)	(2)	22

	As at 31st March 2019
Defined benefit obligation at year end	39
Fair value of plan assets at year end	-
Net liability / (asset)	39
Experience adjustments	(1)

GREAVES ELECTRIC MOBILITY PRIVATE LIMITED
Notes to the consolidated financial statements for the year ended 31st March 2023

(Rs in Lakhs)		
Particulars	For the year ended 31st March 2023	For the year ended 31st March 2022
Interest expenses	860	1,082
Interest on MSME	35	2
Interest expenses on lease liability	53	79
Other borrowing costs	15	40
	963	1,203

(Rs in Lakhs)		
Particulars	For the year ended 31st March 2023	For the year ended 31st March 2022
Depreciation of property, plant and equipment	535	473
Amortisation of intangible assets	751	330
Amortisation of right of use asset	221	224
	1,507	1,027

(Rs in Lakhs)		
Particulars	For the year ended 31st March 2023	For the year ended 31st March 2022
Power and fuel	269	97
Production expenses	484	3
Repairs and maintenance		
Machinery	29	22
Building	35	84
Others	472	246
Rent including lease rentals	98	145
Insurance charges	92	38
Allowance for doubtful assets	88	65
Rates and taxes	105	19
Advertisement and sales promotion expenses	3,679	1,280
Travelling and conveyance	837	385
Carriage and freight	3,198	1,839
Royalty	282	-
Fair value change in lease liability	156	-
Warranty expenses	4,899	2,003
Legal and other professional costs	3,630	729
Share based payment to director	21	33
Net loss on foreign currency transactions and translation	0	58
Auditors remuneration and out-of-pocket expenses (refer note below)	47	25
Contracting expenses	1,243	1,456
Research expenses	331	82
Fair value changes of financial liability recognised at FVTPL	-	756
Provision for subsidy	759	-
Miscellaneous expenses	144	91
	20,898	9,456

(Rs in Lakhs)		
Particulars	For the year ended 31st March 2023	For the year ended 31st March 2022
Auditors remuneration and out-of-pocket expenses include		
Statutory audit fees	27	23
Limited Review	12	-
Tax audit	2	2
Group audit fee	5	-
Out of pocket expenses	1	-
	47	25

(Rs in Lakhs)		
Particulars	For the year ended 31st March 2023	For the year ended 31st March 2022
Current tax		
In respect of the current year	14	-
Deferred tax	3	384
Total income tax expense recognised in the current year	17	384
The reconciliation between the provision of income tax of the Company and amounts computed by applying the Indian statutory income tax rate to profit before taxes is as follows:		
Current Tax:		
Loss before tax	(1,993)	(4,536)
Enacted income tax rate	25.17%	25.17%
Tax on parent company profit net of utilization of unabsorbed depreciation and other temporary differences	14	-
Computed expected tax expense	-	-
Income tax expense recognised in the profit or loss	14	-
Deferred Tax:		
Relating to the origination and reversal of temporary differences (see below)	3	384
Tax expense reported in the Statement of Profit and Loss	17	384

GREAVES ELECTRIC MOBILITY PRIVATE LIMITED
Notes to the consolidated financial statements for the year ended 31st March 2023
Note 28 - Segment reporting

The Chief Operating Decision Maker (CODM) of the company examines the performance from the perspective of Group as a whole viz. 'Electric vehicles' and hence there are no separate reportable segments as per Ind AS 108.

Note 29 - Earnings per share

Particulars	(Rs. in Lakhs)	
	Year ended 31st Mar 2023	Year ended 31st Mar 2022
Profit attributable to ordinary shareholders - for Basic and Diluted EPS (Rs in Lakhs)	(1,993)	(4,536)
Weighted Average number of Equity Shares used as denominator for calculating Basic EPS	1,86,45,747	1,17,19,163
Weighted Average Potential Equity Shares	6,12,319	-
Weighted average number of equity shares used in the calculation of diluted earnings per share	1,92,58,066	1,17,19,163
Earnings per share of Rs 10/-		
- Basic (in Rs)	(10.69)	(38.70)
- Diluted (in Rs)	(10.69)	(38.70)

Note: Potential equity shares for the year ended 31st March 2022 have not been considered, since these are anti-dilutive in nature.

Note 30 - Contingent liabilities and commitments

Particulars	(Rs. in Lakhs)	
	As at 31st March 2023	As at 31st March 2022
Contingent Liabilities		
Claims against the group / disputed liabilities not acknowledged as debts		
- Goods and service tax appeals	-	14
- Sales tax	-	51
- Customs tax	387	-
- Other matters	74	74

Note: The Company is confident of succeeding in its appeals/defense with respect to the above.

Particulars	(Rs. in Lakhs)	
	As at 31st March 2023	As at 31st March 2022
II. Capital Commitment	182	204

Note 31 - Financial instruments
31.1 Capital management

The group manages its capital to ensure that it will be able to continue as a going concern while maximising the returns to stakeholders.

31.2 Categories of financial instruments

The significant accounting policies in respect of each class of financial asset, financial liability and equity instrument including criteria for their recognition, the basis of measurement are as disclosed in Note No.5, 8, 9, 10, 13, 14 & 17 to the financial statements. These notes also mention the basis on which the income & expenses are recognised.

Particulars	(Rs. in Lakhs)			
	As at 31st March 2023		As at 31st March 2022	
	Carrying value	Fair value	Carrying value	Fair value
Financial assets				
<u>Measured at amortised cost</u>				
Investments	949	-	1,631	-
Others financial assets - non current	166	-	113	-
Loans	1,030	-	-	-
Trade receivables	287	-	778	-
Cash and cash equivalents	5,111	-	2,155	-
Other bank balances	45,000	-	8	-
Others financial assets - current	44,010	-	15,745	-
Total financial assets measured at amortised cost (a)	96,554	-	20,430	-
<u>Mandatorily measured at FVTPL</u>				
Investments in mutual funds	-	8,410	-	-
Others financial assets - current	-	-	-	440
	-	8,410	-	440
Total financial assets (a + b)	96,554	8,410	20,430	440
Financial liabilities				
<u>Measured at amortised cost</u>				
Borrowings	338	-	23,255	-
Trade payables	19,569	-	12,449	-
Others financial liabilities - current	258	-	220	-
Others financial liabilities - non current	555	-	1,042	-
Total financial assets measured at amortised cost (a)	20,720	-	36,966	-
<u>Mandatorily measured at FVTPL</u>				
Others financial liabilities - non current (b)	-	-	-	440
Total financial liabilities (a + b)	20,720	-	36,966	440

The management assessed that fair values of cash and cash equivalents, other bank balances, trade receivables, other financial assets, trade payables and other financial liabilities recorded at amortised cost is considered to be a reasonable approximation of fair value.

GREAVES ELECTRIC MOBILITY PRIVATE LIMITED
Notes to the consolidated financial statements for the year ended 31st March 2023

31.3 Financial and liquidity risk management objectives :

- i) The group has a policy of investing surplus funds in fixed deposits with bank, liquid and overnight funds.
 ii) The average payment terms of creditors (trade payables) is in the range of 30-45 days. In case of MSMED creditors the payment terms are within 45 days. Other financial liabilities viz. employee payments, dealer deposits are payable within one year.

The Group's activities expose it to a variety of financial risks. The Group's primary focus is to foresee the unpredictability of such risks and seek to minimize potential adverse effects on its financial performance.

The Group has a risk management process in place, coordinated by the Board, to review risks as well as the progress against the planned actions. The Board seeks to identify, evaluate business risks and challenges across the Group through such framework. These risks include market risks, credit risk and liquidity risk.

Risk	Exposure arising from	Risk management
Market risk - foreign exchange	Import purchases, and recognised financial assets and liabilities not denominated in Indian rupees	Periodic review by management
Market risk - interest rate	Borrowings at variable rates	Mix of borrowings taken at fixed and floating rates
Credit risk	Cash and cash equivalents, trade receivables, derivative financial instruments and other financial assets	Bank deposits, diversification of asset base, credit limits and collateral.
Liquidity risk	Borrowings and other liabilities	Availability of committed credit lines and borrowing

Market risk - price risk

The Group is exposed to fluctuations in foreign currency arising foreign currency transactions on purchase of raw materials, primarily with respect to USD. Foreign exchange risk arises from recognised assets and liabilities denominated in a currency that is not the Group's functional currency. Exposures to foreign currency balances are periodically reviewed to ensure that the results from fluctuating currency exchange rates are appropriately managed. The Group does not enter into or trade financial instruments including derivative financial instruments, for speculative purposes.

(i) Foreign currency risk

Particulars	Financial assets	Financial liabilities
	Advances Outstanding	Trade Payables
	INR Lakhs	INR Lakhs
EURO	11	-
USD	564	-
CNY (PY)	0	0
USD (PY)	412	238
	In Foreign Currency	In Foreign Currency
EURO	0	-
USD	7	-
CNY (PY)	0	0
USD (PY)	5	3

(Previous year figures are in brackets)

Sensitivity analysis

The sensitivity of profit or loss to changes in the exchange rates arises mainly from foreign currency denominated financial instruments

	31st March 2023	31st March 2022
FX Sensitivity		
INR increase by 5%	29	9
INR decrease by 5%	(29)	(9)

Market risk - interest rate

(i) Liabilities:

The Group's policy is to minimise interest rate cash flow risk exposures on long-term financing. At 31st March 2023, the Group is exposed to changes in market interest rates through bank borrowings at variable interest rates.

(ii) Assets:

The Group's financial assets are carried at amortised cost and are at fixed rate only except MLR Auto Limited (at SBI PLR interest rate). They are, therefore, not subject to interest rate risk since neither the carrying amount nor the future cash flows will fluctuate because of a change in market interest rates.

Credit risk

Credit risk is the risk that a customer or counterparty to a financial instrument will fail to perform or pay amounts due to the group causing financial loss. It arises from cash and cash equivalents, deposits with banks and financial institutions, security deposits, loans given and principally from credit exposures to customers relating to outstanding receivables. The group's maximum exposure to credit risk is limited to the carrying amount of financial assets recognised at reporting date.

In respect of trade and other receivables, the group is not exposed to any significant credit risk exposure to any single counterparty or any company of counterparties having similar characteristics. Credit risk on receivables is limited as the nature of the business is advance driven. The group has very limited history of customer default, and considers the credit quality of trade receivables that are not past due or impaired to be good.

Therefore, the group does not expect any material risk on account of non performance by any of the group's counterparties. The credit risk for cash and cash equivalents, bank deposits, security deposits and loans is considered negligible.

GREAVES ELECTRIC MOBILITY PRIVATE LIMITED
Notes to the consolidated financial statements for the year ended 31st March 2023

Liquidity risk

The Group requires funds both for short-term operational needs as well as for long-term expansion programs. The Group remains committed to maintaining a healthy liquidity ratio, deleveraging and strengthening the balance sheet. The Group manages liquidity risk by maintaining adequate support of facilities from its banking partners, and by continuously monitoring forecast and actual cash flows and by matching the maturity profiles of financial assets and liabilities. The Group's treasury department is responsible for liquidity, funding as well as settlement management. In addition, processes and policies related to such risks are overseen by senior management. The Group's financial liability is represented significantly by long term and short term borrowings from banks, related parties and trade payables.

The table below provides details regarding the contractual maturities of significant financial liabilities as at 31st March 2023 and 31st March 2022

Particulars	As at	(Rs. in Lakhs)			
		Less than 1 year	1-2 years	2 years and above	TOTAL
Borrowings	31st March 2023	338	-	-	338
	31st March 2022	6,354	14,793	2,109	23,256
Trade payables	31st March 2023	19,569	-	-	19,569
	31st March 2022	13,668	-	-	12,449
Other financial liabilities (including lease liabilities)	31st March 2023	258	390	165	813
	31st March 2022	1,137	594	1,237	2,968

The Company has not defaulted in the repayment of loans or other borrowings, or in the payment of interest thereon to any lender during the current and previous year, except as under,

Nature	Name lender	Amount not paid on due date during the year (Rs. in lakh)	No. of days delay	Amount remaining unpaid as at the balancesheet date	Default financial year
Interest on term loan	Greaves Cotton Limited	17	153	Nil	2021-22
Interest on term loan	Greaves Cotton Limited	20	122	Nil	2021-22
Interest on term loan	Greaves Cotton Limited	23	92	Nil	2021-22

Capital management

The Group's policy is to maintain a strong capital base so as to maintain investor, creditor and market confidence and to sustain future development of the business. The Group monitors the return on capital. The Company's objective when managing capital is to maintain an optimal structure so as to maximize shareholder value.

The capital structure is as follows:

Particulars	(Rs. in Lakhs)	
	31st March, 2023	31st March, 2022
Total equity attributable to the equity share holders	1,08,477	(4,302)
As percentage of total capital	100%	-23%
Current borrowings	338	6,354
Non-current borrowings	-	16,902
Total borrowings	338	23,256
As a percentage of total capital	0%	123%
Total capital (borrowings and equity)	1,08,816	18,954

Interest rate risk

Interest rate risk is the risk that the fair value or future cash flows of a financial instrument will fluctuate because of changes in market interest rates. The Group's exposure to the risk of changes in market interest rates relates primarily to the Group's debt obligations with floating interest rates and investments.

Interest rate sensitivity analysis

If interest rates had been 1% higher and all other variables were held constant, the company's profit for the year ended would have impacted in the following manner:

Particulars	(Rs. in Lakhs)	
	31st March, 2023	31st March, 2022
Increase in losses for the year	82	112

If interest rates were 1% lower, the company's loss would have decreased by the equivalent amount as shown in the above table.

GREAVES ELECTRIC MOBILITY PRIVATE LIMITED
Notes to the consolidated financial statements for the year ended 31st March 2023

31.4 Investment in associate

Set out below is the associate of the Group as at 31st March 2023. The entity listed below has share capital consisting solely of equity shares, which are held directly by the Group. The Group has significant influence over associate by way of shareholding. The country of incorporation or registration is also their principal place of business, and the proportion of ownership interest is the same as the proportion of voting rights held.

Name of the Company	Place of incorporation and principal place of business	Proportion of the ownership interest*	Relationship	Quoted fair value		Carrying amount	
				As at 31st March 2023	As at 31st March 2022	As at 31st March 2023	As at 31st March 2022
				(Rs. in Lakhs)		(Rs. in Lakhs)	
MLR Auto Limited	Hyderabad, India	26.00%	Associate	**	**	949	1,631

Principal activity

MLR Auto Limited is determinedly instrumental in the business of manufacturing of 3Wheeler with CNG,diesel and EV variants for Cargo and Passenger usage.

**Unlisted entity – no quoted price available.

The above associate are accounted for using the equity method in these consolidated financial statements.

Equity method:

Associates are all entities over which the Group has significant influence but not control or joint control. This is generally the case where the Group holds between 20% and 50% of the voting rights. Investment in associates are accounted for using the equity method of accounting (see (i) below), after initially being recognised at cost.

Under the equity method of accounting, the investments are initially recognised at cost and adjusted thereafter to recognise the Group's share of the post-acquisition profits or losses of the investee in profit and loss, and the Group's share of other comprehensive income of the investee in other comprehensive income. Dividends received or receivable from associates and joint ventures are recognised as a reduction in the carrying amount of the investment.

When the Group's share of losses in an equity accounted investment equals or exceeds its interest in the entity, including any other unsecured long-term receivables, the Group does not recognise further losses, unless it has incurred obligations or made payments on behalf of the other entity.

Unrealised gains on transactions between the Group and its associates are eliminated to the extent of the Group's interest in these entities. Unrealised losses are also eliminated unless the transaction provides evidence of an impairment of the asset transferred. Accounting policies of equity accounted investees have been changed where necessary to ensure consistency with the policies adopted by the Group. The carrying amount of equity accounted investments are tested for impairment in accordance with the policy.

Commitments and contingent liabilities in respect of associate

Contingent liabilities - Associate
 Share of capital commitments

(Rs. in Lakhs)	
31st March 2023	31st March 2022
4	4
95	19

Summarised financial information for associate

The tables below provide summarised financial information for the associate as at the end of the reporting period. The information disclosed reflects the amounts presented in the financial statements of the relevant associate and not Greaves Electric Mobility Private Limited's share of those amounts. They have been amended to reflect adjustments made by the entity when using the equity method, including modifications for differences in accounting policies.

Summarised balance sheet	Rs. in Lakh	
	MLR Auto Limited	31st March 2022
Total Current assets	1,210	861
Total Non Current assets	1,574	1,832
Total Current liabilities	2,806	908
Total Non Current liabilities	6,592	5,752
Net assets	(6,614)	(3,967)

GREAVES ELECTRIC MOBILITY PRIVATE LIMITED
Notes to the consolidated financial statements for the year ended 31st March 2023
Reconciliation to carrying amounts

	Rs. In Lakh	
	MLR Auto Limited 31st March 2023	31st March 2022
Net assets acquired	1,825	1,825
Investment made	1,881	1,881
Add:		
Profit/(Loss) for the year	(2,630)	(962)
Other comprehensive income	7	-
Less:		
Dividends paid	-	-
Dividend distribution tax paid	-	-
Closing net assets	(2,623)	(962)
Group's share in %	26%	26%
Group's share of loss in INR	(684)	(250)
Group's share of other comprehensive income in INR	2	-
Group's share in INR (loss and other comprehensive income)	(682)	(250)
Goodwill	-	-
Carrying Amount	949	1,631

Summarised statement of profit and loss

	MLR Auto Limited 31st March 2023	31st March 2022
Revenue from operations	4,444	792
Profit/ (loss) from continuing operations (Post acquisition)	(3,592)	(962)
Profit / (loss) for the year	(2,630)	(962)
Other comprehensive income/ (loss) for the year	7	1
Total comprehensive income/ (loss) for the year	(2,623)	(961)

Form AOC-1 - Statement containing salient features of the financial statements of associate

Name of the associate MLR Auto Limited
Latest audited Balance sheet date 31st March 2022
Date on which the Associate was associated or acquired 22nd October 2021

Shares of associate held by the Company on the year end:

Number of shares 188,120,230
Carrying value of investment in associate (Rs. in lakhs) 949
Extent of Holding (in percentage) 26.00%
Description of how there is significant influence Shareholding of more than 20%
Reason why the associate/ joint venture is not consolidated NA. Accounted for using the equity method as per therequirements of the applicable Ind AS.
Net worth attributable to shareholding as per latest audited Balance Sheet (Rs. in lakhs) 949

Profit or (loss) for the year

GREAVES ELECTRIC MOBILITY PRIVATE LIMITED
Notes to the consolidated financial statements for the year ended 31st March 2023

- (i) Considered in consolidation (Rs. in lakhs)
- (ii) Not considered in consolidation (Rs. in lakhs)

(684)
(1,946)



GREAVES ELECTRIC MOBILITY PRIVATE LIMITED
Notes to the consolidated financial statements for the year ended 31st March 2023

Note 32 - Related party disclosures

Name of the related parties and nature of relationship

(a) Holding Company	Greaves Cotton Limited
(b) Entities exercising significant influence	Abdul Latif Jameel Green Mobility Solutions
(c) Associate	MLR Auto Limited
(d) Fellow Subsidiaries	Greaves Finance Limited Greaves Technologies Limited
(e) Key Management Personnel (KMP)	Karan Thapar (Director) Kewal Kundanlal Handa (Director) (From 23rd June 2022) Nagesh Basavanhalli (Director) Venkataramani Sumantran(Director) (From 23rd June 2022) Sanjay Kumar Behl (Director) (From 13th May 2022) Mohammad Arshi Abrar Khan (Director) (From 23rd June 2022) Tevilyan Yudhistira Rusli (Director) (From 23rd June 2022) Chandrasekar Thyagarajan(CFO) (From 07 February 2023) Shivani Pradeep Chopra (CS) (from 08 November 2022) Roy Kurian (Director and COO) (Till 23rd June 2022) Bidadi Anjani Kumar (Director) (Till 23rd June 2022) Meda Pandurangasetty Shyam (Director) (Till 23rd June 2022) Rajat Jain (CFO) (Till 19th October 2022) Richin Sangwan (CS) (Till 7th November 2022) Nirmal Nottamkandath Rajanarayanan (From 30 January 2023) Alok Kapoor (From 22 August 2023)
(e) Enterprises owned or significantly influenced by Key Management Personnel	Celeris Technologies Private Limited Celeris Technologies LLP

The following table summarises related-party transactions and balances for the year ended / as at 31st March 2023 & for the year ended / as at 31st March 2022

(Previous year figures are in brackets)

(Rs. in Lakhs)

Nature of transaction	Holding Company	Entities exercising significant influence	KMP	Enterprises as defined in point (d) above	Enterprises as defined in point (e) above	Associate	Total
Transactions during the year							
Managerial remuneration	-	-	208	-	-	-	208
	-	-	(131)	-	-	-	(131)
Sitting fees	-	-	7	-	-	-	7
	-	-	(23)	-	-	-	(23)
Purchase of goods	-	-	-	-	-	-	-
Repayment of financial liability	1,980	-	-	-	-	(572)	1,980
	(7)	-	-	-	-	-	(7)
Receipt of services	547	-	-	481	2,538	18	3,584
	(435)	-	-	(53)	-	(19)	(507)
Interest expense	-	-	-	-	-	-	-
	(512)	-	-	-	-	-	(512)
Capital assets purchase (including intangibles)	2,010	-	-	-	-	-	2,010
	(2,770)	-	-	-	-	-	(2,770)
Receipt of loan	-	-	-	-	-	-	-
	(8,686)	-	-	-	-	-	(8,686)
Loan given	-	-	-	-	-	1,030	1,030
Repayment of loan	-	-	-	-	-	-	-
	(10,750)	-	-	-	-	-	(10,750)
Repayment of Interest	(564)	-	-	-	-	-	(564)
Fresh issue of shares for cash	1,551	1,17,081	780	-	-	-	1,19,413
Share based payment to director	-	-	780	-	-	-	780
Receipt of non-refundable deposit	-	-	-	-	-	(316)	(316)
Royalty	288	-	-	-	-	-	288
	(19)	-	-	-	-	-	(19)
Interest on loan given	-	-	-	-	-	683	683
Share of loss of equity accounted investee	-	-	-	-	-	684	684
	-	-	-	-	-	(250)	(250)
Share of other comprehensive income of associate to the extent not to be reclassify to profit and loss	-	-	-	-	-	2	2
	-	-	-	-	-	-	-

SR

GREAVES ELECTRIC MOBILITY PRIVATE LIMITED
Notes to the consolidated financial statements for the year ended 31st March 2023

(Rs. in Lakhs)

(Previous year figures are in brackets)							
Nature of transaction	Holding Company	Entities exercising significant influence	KMP	Enterprises as defined in point (d) above	Enterprises as defined in point (e) above	Associate	Total
Balance as on balance sheet date							
Other financial assets	68	-	-	-	-	131	199
	-	-	-	-	-	(72)	(72)
Trade payables and other financial liabilities	1	-	-	67	-	-	68
	(1,995)	-	-	(34)	-	-	(2,029)
Margin money non-refundable deposit	-	-	-	-	-	-	-
	-	-	-	-	-	(316)	(316)
Loans given	-	-	-	-	-	1,030	1,030
	-	-	-	-	-	-	-
Carrying value of investment in associate	-	-	-	-	-	947	947
	-	-	-	-	-	(1,631)	(1,631)

i. There is no allowance account for impaired receivables in relation to any outstanding balances, and no expense has been recognised in respect of impaired receivables due from related parties.

ii. Related party relationship is as identified by the Company on the basis of information available with the Company and relied upon by the Auditors.

iii. No amount is/has been written off or written back during the year in respect of debts due from or to related party.

iv. The above transactions are compiled from the date these parties became related which are accounted in the natural head of accounts.

v. All transactions with related parties are conducted at arm's length price under normal terms of business.



GREAVES ELECTRIC MOBILITY PRIVATE LIMITED
Notes to the consolidated financial statements for the year ended 31st March 2023

Note 33 - Leases

The Group has entered into operating lease arrangements for certain units. The leases are cancellable and range between period of 3 to 84 months and are renewable based on mutual agreement of the parties.

The Group has applied a single discount rate to a portfolio of leases with reasonably similar characteristics

The Group has treated the leases with the lease term of less than 12 months as short term leases. The Group has not applied the requirements of Ind AS 116 for leases of low value assets.

The Group has used hindsight, in determining the lease term if the contract contains options to extend or terminate the lease.

Disclosure as per the requirement of Ind AS 116

Amounts recognised in balance sheet

Particulars	(Rs. in Lakhs)	
	As at 31st March 2023	As at 31st March 2022
Right-of-use assets	1,926	1,486
Lease Liabilities		
Current	258	343
Non-current	537	689

Amounts recognised in the statement of profit and loss

Particulars	(Rs. in Lakhs)	
	As at 31st March 2023	As at 31st March 2022
Depreciation charge of right-of-use assets	221	224
Interest expenses on lease liability (included in finance costs)	53	79
Expense relating to short term lease not included in lease liabilities	98	145

The table below provides details regarding the contractual maturities of lease liabilities as at 31st March 2023 on an undiscounted basis:

Particulars	Amount in Lakhs	Amount in Lakhs
Not later than 1 year	320	435
Later than 1 year and not later than 5 years	600	814
Later than 5 years	-	-
Total undiscounted lease liabilities	920	1,249

The Group does not face a significant liquidity risk with regard to its lease liabilities as the current assets are sufficient to meet the obligations related to lease liabilities as and when they fall due.

34. Financial ratios

Ratio / Measure	Methodology	For the year ended March 31, 2023	For the year ended March 31, 2022	Change	Remarks
Current ratio	Current assets over current liabilities	4.3	0.9	372%	On account of increase in cash and cash equivalents from additional shares issued during the year.
Debt equity ratio	Debt over total shareholders' equity	0.0	(5.6)	-100%	During the year all the borrowings have been repaid
Debt service coverage ratio	Profit before taxes over debt	0.0	(0.1)	-132%	During the year all the borrowings have been repaid
Return on equity %	Profit after taxes over total average equity	-112.1%	-387.0%	-71%	On account of increased business operations and higher interest income on fixed deposits.
Inventory turnover ratio	Adjusted cost of goods sold over average inventory	15.2	7.7	97%	On account of higher purchases made due to increased volume of business.
Trade receivables turnover ratio	Revenue from operations over average trade receivables	211.2	67.2	214%	Due to sales made to dealers on advance basis.
Trade payables turnover ratio	Adjusted purchases over trade payables	5.6	3.0	85%	On account of higher purchases made due to increased volume of business.
Net capital turnover ratio	Revenue from operations over average working capital	1.3	(19.6)	-106%	Due to increase in cash and cash equivalents from additional shares issued during the year
Net profit %	Profit after taxes over revenue	-1.8%	-8.7%	-80%	On account of increased business operations and higher interest income on fixed deposits.
Return on capital employed %	PBIT over average capital employed	-1.6%	-14.7%	-89%	Economies of scale

Notes:

PBIT - Profit before interest and taxes

Capital employed refers to total shareholders' equity and debt

GREAVES ELECTRIC MOBILITY PRIVATE LIMITED

Notes to the consolidated financial statements for the year ended 31st March 2023

35 Employee stock option plan(ESOP)

Summary of Status of ESOPs Granted

The position of the existing schemes is summarized as under -

Sl. No.	Particulars	Employee Stock Option Plan 2020 (Director)	Employee Stock Option Plan 2020	Employee Stock Option Plan 2022 (Executive director and CEO)
I. Details of the ESOP				
1	Date of shareholder's approval	Approved on December 31, 2020	Approved on December 31, 2020	Approved on June 1, 2022
2	Total number of options approved	1,75,787	3,42,777	2,34,383
3	Vesting requirements	Time based vesting Requirements	Time and Performance based vesting Requirements	Time and Performance based vesting Requirements
4	Exercise price or pricing formula (Rs.)	At discount to FMV as per independent valuer's Report	At FMV as per independent valuer's report	At discount to FMV as per independent valuer's Report
5	Maximum term of options granted (years)	8 years	8 years	8 years
6	Source of shares	Primary issuance	Primary issuance	Primary issuance
7	Date of grant	8th January 2021	8th January 2021	1st June 2022
8	Method of settlement	Equity	Equity	Equity
9	Variation in terms of ESOP	Nil	Nil	Nil

II. Option Movement during the year		(Director) Employee Stock Option Plan 2020	Employee Stock Option Plan 2020	Employee Stock Option Plan 2020
1	No. of options outstanding at the beginning of the year	1,75,787	1,28,909	2,34,383
2	Options granted during the year	-	1,66,992	-
3	Options forfeited / lapsed during the year	-	93,752	-
4	Options vested during the year	-	-	-
5	Options exercised during the year	-	-	-
6	Total number of shares arising as a result of exercise of options	-	-	-
7	Money realised by exercise of options (Rs.)	-	-	-
8	Number of options outstanding at the end of the year	1,75,787	2,02,149	2,34,383
9	Number of options exercisable at the end of the year	-	-	-

III	Weighted average exercise price of options granted during the year	NA	1,938	1,381
	Weighted average fair value of options granted during the year	NA	-	727

	The weighted average market price of options exercised during the year	NA	NA	NA
--	--	----	----	----

Method and Assumptions used to estimate the fair value of options granted:

The fair value has been calculated using the Black Scholes Option Pricing model

The Assumptions used in the model are as follows:

Date of grant	Grant 1	Grant 2	Grant 3
1. Risk Free Interest Rate	5.32%	5.33%	7.14%
2. Expected Life	5.27	5.51	5.26
3. Expected Volatility	17.97%	17.91%	25.08%
4. Dividend Yield	0.00%	0.00%	0.00%

Expense on Employee Stock Option Scheme debited to Profit and Loss during the FY 2021-22 (in lakhs)	33
Expense on Employee Stock Option Scheme debited to Profit and Loss during the FY 2021-23 (in lakhs)	577

R

GREAVES ELECTRIC MOBILITY PRIVATE LIMITED

Notes to the consolidated financial statements for the year ended 31st March 2023

36. Additional Regulatory Information

- 1.The group have not traded or invested in Crypto currency or Virtual Currency during the financial year.
- 2.No schemes of arrangements have been applied or approved by the Competent Authority in terms of section 230 to 237 of the Companies Act, 2013.
- 3.The title deeds of all immovable properties, (other than immovable properties where the Company is the lessee and the lease agreements are duly executed in favour of the Company) disclosed in the financial statements included in property, plant and equipment and capital work-in-progress are held in the name of the group as at the balance sheet date.
- 4.The group does not have any Benami property, where any proceeding has been initiated or pending against the Company for holding any Benami property.
- 5.The group have no such transaction which is not recorded in the books of accounts that has been surrendered or disclosed as income during the year in the tax assessments under the Income Tax Act, 1961 (such as, search or survey or any other relevant provisions of the Income Tax Act, 1961)
- 6.The group does not have any transactions with struck off companies.

37. Additional information as required by Paragraph 2 of the General Instructions for Preparation of consolidated Ind AS financial statements to Schedule III to the Companies Act, 2013

Name of the entity	Net assets on Consolidated net assets		Share of Profit or Loss on Consolidated profit or loss		Share of Comprehensive loss on Consolidated profit or loss		Share of Total Comprehensive loss on Consolidated profit or loss	
	%	(Rs. in Lakhs)	%	(Rs. in Lakhs)	%	(Rs. in Lakhs)	%	(Rs. in Lakhs)
Parent Greaves Electric Mobility Private Limited	98%	1,06,074	-7%	133	92%	85	-11%	218
Indian Subsidiary Bestway Agencies Private Limited	2%	2,403	72%	(1,443)	6%	5	76%	(1,437)
Associate MLR Auto Ltd	0%	-	34%	(684)	2%	2	36%	(682)
Total	100%	1,08,477	100%	(1,993)	100%	92	100%	(1,902)

38. Change in liabilities arising from financing activities

Particulars	1st April 2022	Proceeds / impact of IND AS 116	Repayment	Fair value changes	31st March 2023
Borrowings from banks and others (non-current and current)	23,256	-	(22,918)	-	338
Lease liabilities	1,042	662	(1,117)	209	795
Total	24,298	662	(24,035)	209	1,133

Particulars	1st April 2021	Proceeds / impact of IND AS 116	Repayment	Fair value changes	31st March 2022
Borrowings from banks and others (non-current and current)	5,724	21,358	(3,826)	-	23,256
Lease liabilities	523	1,038	(519)	-	1,042
Total	6,247	22,396	(4,345)	-	24,298

39. The figures for the corresponding previous year have been regrouped wherever necessary, to make them comparable with the figures of the current year.


For and on behalf of the Board of Directors



Karan Thapar
Director
DIN : 00004264
New Delhi



Sanjay Kumar Behl
Director and CEO
DIN : 07003899
Bengaluru



Chandrasekar Thyagarajan
Chief Financial Officer
Bengaluru



Shivani Pardeep Chopra
Company Secretary
Bengaluru

Date: 9th May 2023

